

2016-2017 WAYNE COUNTY PROFILE

What is the impact of food insecurity in the 34 counties served by the Food Bank of Central & Eastern North Carolina? In our service area, 629,000 individuals were unable to consistently access enough nutritious food to live a healthy, active life, or went hungry because they had to skip meals. Hunger has grown into an epidemic, and is still more prevalent than ever, affecting more than just the families living at or below the poverty line. Food insecurity has emerged as a defined reality for hundreds of thousands of hard-working Americans who still cannot keep food on the table. The Food Bank continues our commitment to feed those living with hunger and will be more focused than ever as we deliver care through our programs to serve children, families and seniors.

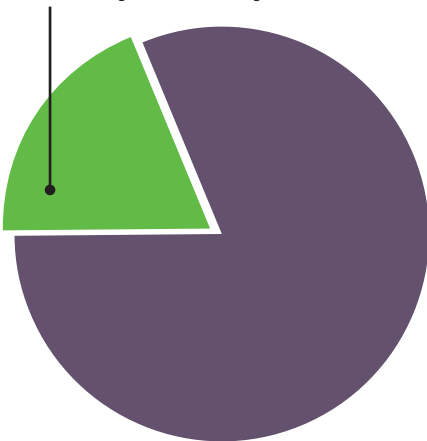
THE NEED County population¹: 124,355

Food insecurity ¹	
Number of people who are food insecure	23,460
Percentage of people who are food insecure	18.9%
Children under 18 who are food insecure	7,560
Percentage of children under 18 who are food insecure	32.2%
Individuals over 18 who are food insecure	15,900
Percentage of individuals over 18 who are food insecure	67.8%
Individuals over 65 who are living in poverty ²	1,870

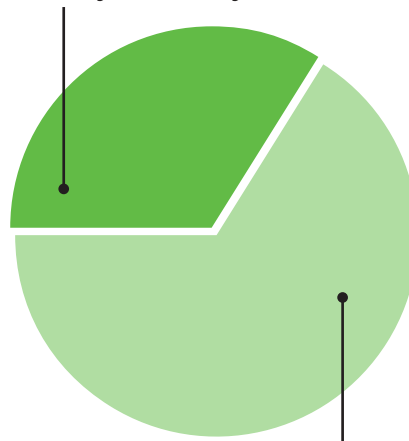
Hunger ³	
Number of children receiving free/reduced school meals	11,304
Percentage of children receiving free/reduced school meals	59.6%
Unemployment ⁴	
Percentage unemployment June 2017	4.8%

Partner agencies are listed on the reverse side.

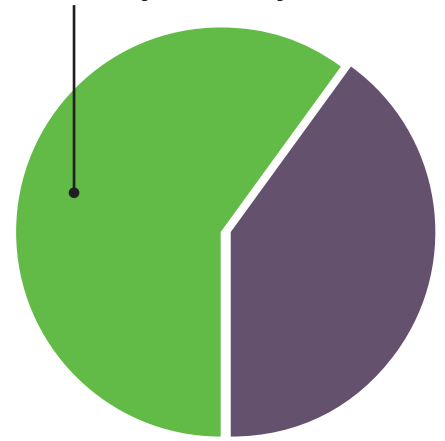
18.9%
23,460 people
are food insecure
in Wayne County.



32.2%
7,560 children under
18 are food insecure in
Wayne County.



59.6%
11,304 children receiving
free/reduced school meals
in Wayne County.



67.8%
15,900 adults over 18
are food insecure in
Wayne County.

**FOOD
BANK**



**OF CENTRAL
& EASTERN
NORTH
CAROLINA**

¹Feeding America Map the Meal Gap 2015

²North Carolina Department of Health and Human Services <http://www2.ncdhhs.gov/aging/cprofile/cprofile.htm>

³Department of Public Instruction www.dpi.state.nc.us/fbs/resources/data

⁴United States Department of Labor – Bureau of Labor Statistics

2016-2017 WAYNE COUNTY PROFILE



2,457,338 lbs.
of food distributed
in Wayne County



2,069,337
meals provided
in Wayne County

ADDRESSING NEEDS

Total lbs. of food distributed by the Food Bank in 2016-2017	70 million lbs.
Total meals provided in this county	2,069,337
Per-meal cost of distributing food in this county	34¢
Total lbs. of food distributed in this county	2,457,338 lbs.
Total cost of distributing food in this county	\$704,624
Value of food distributed in this county	\$4,251,195
For every dollar donated, how much is spent on food distribution	97¢

Major Local Food Donors: Wholesalers, retailers, and grocery chains such as Bimbo Bakeries, Food Lion, Harris Teeter, Kroger Stores, Lowes Foods, Mt. Olive Pickle Co., Reser's Fine Foods, Society of St. Andrew, and Walmart.

WAYNE COMMUNITY PARTNER AGENCIES

ADLA, Inc.

An Open Door CDC

Blood of the Lamb Church

Dillard Academy

First Assembly of God Church

First Missionary Baptist

Fishers of Men Food Bank

Flynn Home of Goldsboro

House of Fordham

Jacob House/Rachel House

Make a Difference Food Pantry

New St. Delight United Holy Church

North Carolina Poverty Coalition

Pete Norris Ministries, Inc.

Rebuilding Broken Places

Renu Life

Salvation Army-Goldsboro

Save the Family Church

St. Andrews Christian Church

St. Mark Church of Christ

Stanley Chapel FWB Church

The Original Tabernacle of
Prayer for all People

TWFC Food-4-Life

Victory Faith Church

Woods Chapel UAFWB Church

**FOOD
BANK**



OF CENTRAL
& EASTERN
NORTH
CAROLINA