

2016-2017 VANCE COUNTY PROFILE

What is the impact of food insecurity in the 34 counties served by the Food Bank of Central & Eastern North Carolina? In our service area, 629,000 individuals were unable to consistently access enough nutritious food to live a healthy, active life, or went hungry because they had to skip meals. Hunger has grown into an epidemic, and is still more prevalent than ever, affecting more than just the families living at or below the poverty line. Food insecurity has emerged as a defined reality for hundreds of thousands of hard-working Americans who still cannot keep food on the table. The Food Bank continues our commitment to feed those living with hunger and will be more focused than ever as we deliver care through our programs to serve children, families and seniors.

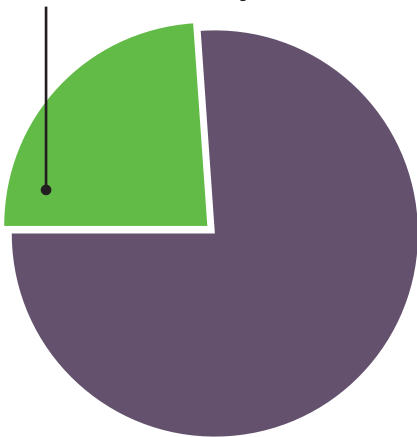
THE NEED County population¹: 44,829

Food insecurity ¹	
Number of people who are food insecure	10,520
Percentage of people who are food insecure	23.5%
Children under 18 who are food insecure	2,880
Percentage of children under 18 who are food insecure	27.4%
Individuals over 18 who are food insecure	7,640
Percentage of individuals over 18 who are food insecure	72.6%
Individuals over 65 who are living in poverty ²	997

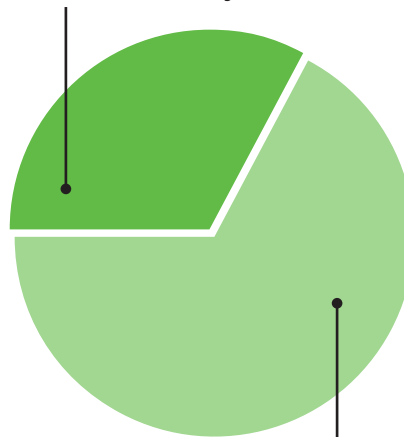
Hunger ³	
Number of children receiving free/reduced school meals	4,685
Percentage of children receiving free/reduced school meals	72.5%
Unemployment ⁴	
Percentage unemployment June 2017	5.7%

Partner agencies are listed on the reverse side.

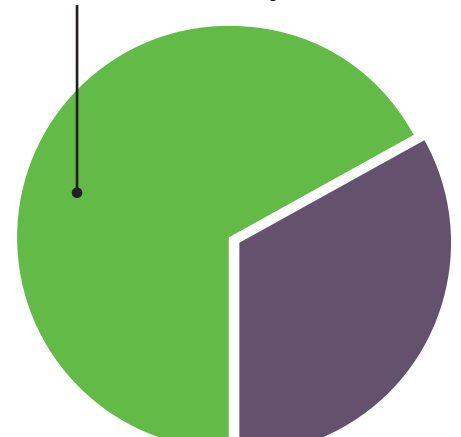
23.5%
10,520 people
are food insecure
in Vance County.



27.4%
2,880 children under
18 are food insecure in
Vance County.



72.5%
4,685 children receiving
free/reduced school meals
in Vance County.



72.6%
7,640 adults over 18
are food insecure in
Vance County.

**FOOD
BANK**



**OF CENTRAL
& EASTERN
NORTH
CAROLINA**

¹Feeding America Map the Meal Gap 2015

²North Carolina Department of Health and Human Services <http://www2.ncdhhs.gov/aging/cprofile/cprofile.htm>

³Department of Public Instruction www.dpi.state.nc.us/fbs/resources/data

⁴United States Department of Labor – Bureau of Labor Statistics

2016-2017 VANCE COUNTY PROFILE



1,391,855 lbs.
of food distributed
in Vance County



1,172,088
meals provided
in Vance County

ADDRESSING NEEDS

Total lbs. of food distributed by the Food Bank in 2016-2017	70 million lbs.
Total meals provided in this county	1,172,088
Per-meal cost of distributing food in this county	28¢
Total lbs. of food distributed in this county	1,391,855 lbs.
Total cost of distributing food in this county	\$325,964
Value of food distributed in this county	\$2,407,909
For every dollar donated, how much is spent on food distribution	97¢

Major Local Food Donors:
Wholesalers, retailers, and
grocery chains such as Bimbo
Bakeries, Food Lion, Harris
Teeter, Kroger Stores, Lowes
Foods, Mt. Olive Pickle Co.,
Reser's Fine Foods, Society of
St. Andrew, and Walmart.

VANCE COMMUNITY PARTNER AGENCIES

ACTS of Vance County

Alliance Rehabilitative Care

Big Ruin Creek Baptist

Brookston Baptist Church

Calvary Temple Holy Church

Cokesbury United

Cotton Memorial

Full Deliverance Christian

Greater Ransom Way of the Cross Temple

Group Homes, Inc.

Kitrell Shiloh Missionary

Lifeline Outreach

Mt. Zion Christian Church

Positive Directions- the Resource Center

Salvation Army-Henderson

Shiloh Baptist Church

Spirit of Life Christian Center

St. James Missionary

T.A. Byrd Youth Enrichment

VA Royal Oaks

Warren-Vance Community Health

William Hawkins Youth Ministries

You Are Our Future, Inc.

Young Memorial United Holy Church

**FOOD
BANK**



**OF CENTRAL
& EASTERN
NORTH
CAROLINA**