

2015-2016 SANDHILLS PROFILE

Counties Served: Moore, Richmond, Scotland, Lee is shared with the Raleigh Branch.

What is the impact of food insecurity in the 34 counties served by the Food Bank of Central & Eastern North Carolina? In our service area, 636,000 individuals were unable to consistently access enough nutritious food to live a healthy, active life, or went hungry because they had to skip meals. Hunger has grown into an epidemic, and is still more prevalent than ever, affecting more than just the families living at or below the poverty line. Food insecurity has emerged as a defined reality for hundreds of thousands of hard-working Americans who still cannot keep food on the table. The Food Bank continues our commitment to feed those living with hunger and will be more focused than ever as we deliver care through our programs to serve children, families and seniors.

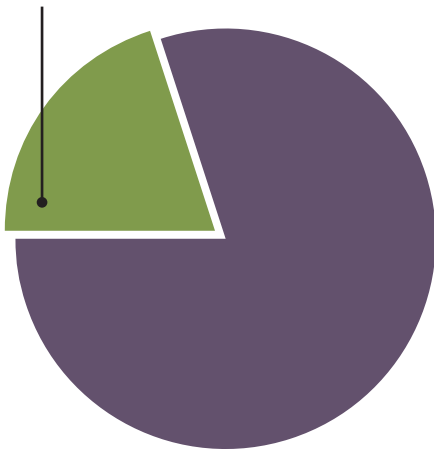
THE NEED Total population¹: 232,026

Food insecurity ¹	
Number of people who are food insecure	41,270
Percentage of people who are food insecure	17.8
Children under 18 who are food insecure	14,400
Percentage of children under 18 who are food insecure	34.9%
Individuals over 18 who are food insecure	26,870
Percentage of individuals over 18 who are food insecure	65.1%
Individuals over 65 who are living in poverty ²	4,115

Hunger ³	
Number of children receiving free/reduced school meals	21,017
Percentage of children receiving free/reduced school meals	59.8%
Unemployment ⁴	
Percentage unemployment June 2016	6.8%

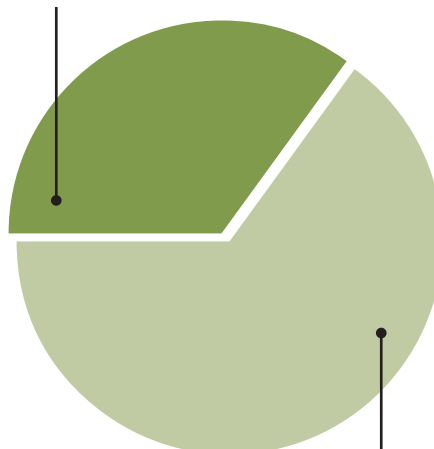
17.8%

41,270 people are food insecure in the Sandhills service area.



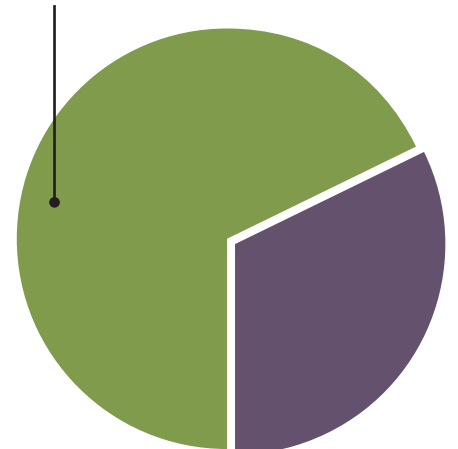
34.9%

14,400 children under 18 are food insecure in the Sandhills service area.



59.8%

21,017 children receiving free/reduced school meals in the Sandhills service area.



65.1%

26,870 adults over 18 are food insecure in the Sandhills service area.



OF CENTRAL & EASTERN NORTH CAROLINA

¹Feeding America Map the Meal Gap 2015

²North Carolina Department of Health and Human Services <http://www2.ncdhhs.gov/aging/cprofile/cprofile.htm>

³Department of Public Instruction www.dpi.state.nc.us/fbs/resources/data

⁴United States Department of Labor – Bureau of Labor Statistics

2015-2016 SANDHILLS PROFILE

Counties Served: Moore, Richmond, Scotland. Lee is shared with the Raleigh Branch.



4,914,903 lbs.
of food distributed
in the Sandhills
service area.



4,138,865
meals provided
in the Sandhills
service area.




305,828
individuals served
in the Sandhills
service area.

ADDRESSING NEEDS

Total lbs. of food distributed by the Food Bank in 2015-2016	64.4 million lbs.
Total meals provided by the Sandhills Branch	4,138,865
Per-meal cost of distributing food by the Sandhills Branch	32¢
Total lbs. of food distributed by the Sandhills Branch	4,914,903 lbs.
Total cost of distributing food by the Sandhills Branch	\$1,296,649
Value of food distributed by the Sandhills Branch	\$8,441,063
Households served by the Sandhills Branch ⁵	111,517
Individuals served by the Sandhills Branch ⁵	305,828
For every dollar donated, how much is spent on food distribution	97¢

Major Local Food Donors: Wholesalers, retailers, and grocery chains such as Bimbo Bakeries, Bruce Foods Corp., Food Lion, Harris Teeter, Kroger Stores, Lowes Foods, Mt. Olive Pickle Co., Reser's Fine Foods, Society of St. Andrew, Spring Acres, and Walmart.



⁵FBCENC Partner Agency Reports, Households/Individuals served 1 or more times.