

2016-2017 SANDHILLS BRANCH PROFILE

What is the impact of food insecurity in the 34 counties served by the Food Bank of Central & Eastern North Carolina? In our service area, 629,000 individuals were unable to consistently access enough nutritious food to live a healthy, active life, or went hungry because they had to skip meals. Hunger has grown into an epidemic, and is still more prevalent than ever, affecting more than just the families living at or below the poverty line. Food insecurity has emerged as a defined reality for hundreds of thousands of hard-working Americans who still cannot keep food on the table. The Food Bank continues our commitment to feed those living with hunger and will be more focused than ever as we deliver care through our programs to serve children, families and seniors.

Counties Served: Moore, Richmond, Scotland, Lee is shared with the Raleigh Branch.

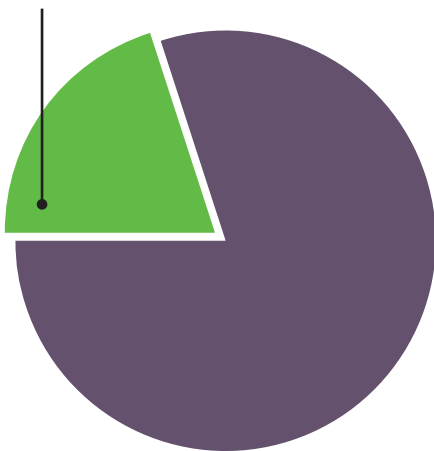
THE NEED Total population¹: 233,139

Food insecurity ¹	
Number of people who are food insecure	40,490
Percentage of people who are food insecure	17.4%
Children under 18 who are food insecure	13,720
Percentage of children under 18 who are food insecure	33.9%
Individuals over 18 who are food insecure	26,770
Percentage of individuals over 18 who are food insecure	66.1%
Individuals over 65 who are living in poverty ²	3,997

Hunger ³	
Number of children receiving free/reduced school meals	21,170
Percentage of children receiving free/reduced school meals	60.7%
Unemployment ⁴	
Percentage unemployment June 2017	5.6%

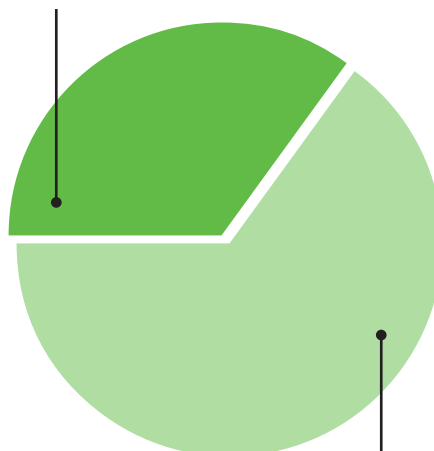
17.4%

40,490 people are food insecure in the Sandhills service area.



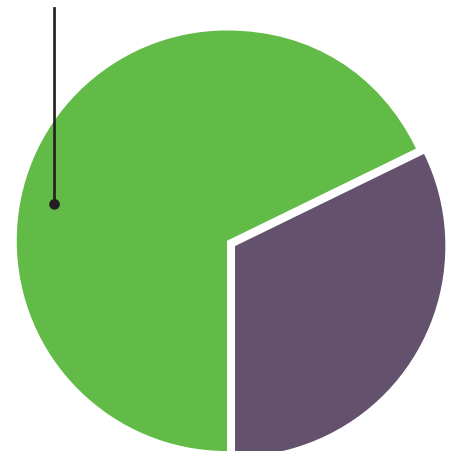
33.9%

13,720 children under 18 are food insecure in the Sandhills service area.



60.7%

21,170 children receiving free/reduced school meals in the Sandhills service area.



66.1%

26,770 adults over 18 are food insecure in the Sandhills service area.

**FOOD
BANK**



**OF CENTRAL
& EASTERN
NORTH
CAROLINA**

¹Feeding America Map the Meal Gap 2015

²North Carolina Department of Health and Human Services <http://www2.ncdhhs.gov/aging/cprofile/cprofile.htm>

³Department of Public Instruction www.dpi.state.nc.us/fbs/resources/data

⁴United States Department of Labor – Bureau of Labor Statistics

2016-2017 SANDHILLS BRANCH PROFILE



4,898,613 lbs.
of food distributed in the
Sandhills Service Area



4,125,148
meals provided in the
Sandhills Service Area

Counties Served: Moore, Richmond, Scotland. Lee is shared with the Raleigh Branch.

ADDRESSING NEEDS

Total lbs. of food distributed by the Food Bank in 2016-2017	70 million lbs.
Total meals provided by the Sandhills Branch	4,125,148
Per-meal cost of distributing food by the Sandhills Branch	33¢
Total lbs. of food distributed by the Sandhills Branch	4,898,613 lbs.
Total cost of distributing food by the Sandhills Branch	\$1,396,864
Value of food distributed by the Sandhills Branch	\$8,474,600
For every dollar donated, how much is spent on food distribution	97¢

Major Local Food Donors: Wholesalers, retailers, and grocery chains such as Bimbo Bakeries, Food Lion, Harris Teeter, Kroger Stores, Lowes Foods, Mt. Olive Pickle Co., Reser's Fine Foods, Society of St. Andrew, and Walmart.

