

2016-2017 RICHMOND COUNTY PROFILE

What is the impact of food insecurity in the 34 counties served by the Food Bank of Central & Eastern North Carolina? In our service area, 629,000 individuals were unable to consistently access enough nutritious food to live a healthy, active life, or went hungry because they had to skip meals. Hunger has grown into an epidemic, and is still more prevalent than ever, affecting more than just the families living at or below the poverty line. Food insecurity has emerged as a defined reality for hundreds of thousands of hard-working Americans who still cannot keep food on the table. The Food Bank continues our commitment to feed those living with hunger and will be more focused than ever as we deliver care through our programs to serve children, families and seniors.

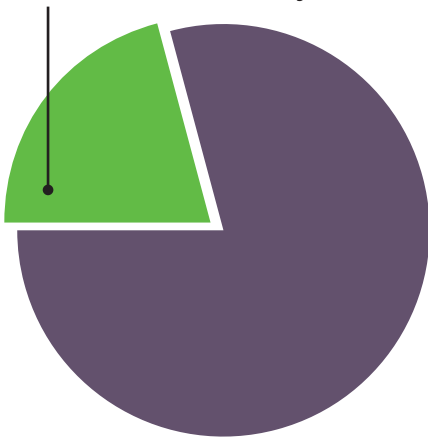
THE NEED County population¹: 46,046

Food insecurity ¹	
Number of people who are food insecure	9,810
Percentage of people who are food insecure	21.3%
Children under 18 who are food insecure	3,050
Percentage of children under 18 who are food insecure	31.1%
Individuals over 18 who are food insecure	6,760
Percentage of individuals over 18 who are food insecure	68.9%
Individuals over 65 who are living in poverty ²	978

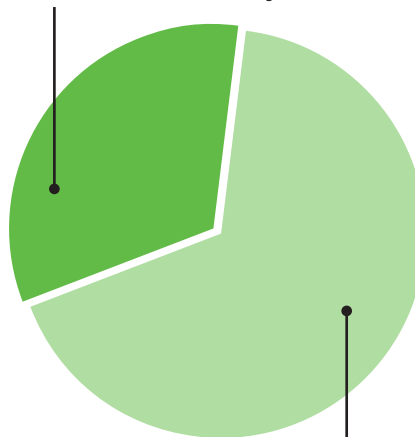
Hunger ³	
Number of children receiving free/reduced school meals	4,868
Percentage of children receiving free/reduced school meals	66.2%
Unemployment ⁴	
Percentage unemployment June 2017	5.7%

Partner agencies are listed on the reverse side.

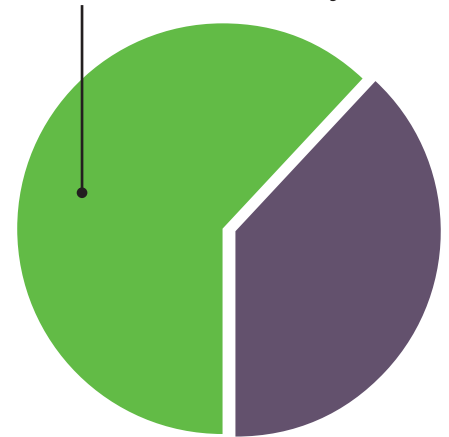
21.3%
9,810 people
are food insecure
in Richmond County.



31.1%
3,050 children under
18 are food insecure in
Richmond County.



66.2%
4,868 children receiving
free/reduced school meals
in Richmond County.



68.9%
6,760 adults over 18
are food insecure in
Richmond County.

**FOOD
BANK**



**OF CENTRAL
& EASTERN
NORTH
CAROLINA**

¹Feeding America Map the Meal Gap 2015

²North Carolina Department of Health and Human Services <http://www2.ncdhhs.gov/aging/cprofile/cprofile.htm>

³Department of Public Instruction www.dpi.state.nc.us/fbs/resources/data

⁴United States Department of Labor – Bureau of Labor Statistics

2016-2017 RICHMOND COUNTY PROFILE



1,541,939 lbs.
of food distributed
in Richmond County



1,298,475
meals provided
in Richmond County

ADDRESSING NEEDS

Total lbs. of food distributed by the Food Bank in 2016-2017	70 million lbs.
Total meals provided in this county	1,298,475
Per-meal cost of distributing food in this county	31¢
Total lbs. of food distributed in this county	1,541,939 lbs.
Total cost of distributing food in this county	\$400,293
Value of food distributed in this county	\$2,667,554
For every dollar donated, how much is spent on food distribution	97¢

Major Local Food Donors: Wholesalers, retailers, and grocery chains such as Bimbo Bakeries, Food Lion, Harris Teeter, Kroger Stores, Lowes Foods, Mt. Olive Pickle Co., Reser's Fine Foods, Society of St. Andrew, and Walmart.

RICHMOND COMMUNITY PARTNER AGENCIES

Christ Memorial Church	Monarch - Mallard Lane	St. Paul Lutheran- Hamlet
Church God of Prophecy	Monarch - Richmond Adult Group	Tabernacle Full Gospel
Community Mentor Program	Mt. Zion UCC/Rockingham	Tabernacle of Faith PHC
Faith Assembly Church	New Horizons	You Can Learn Center
First Presbyterian Church	Our Daily Bread Christian Food	
Foundation of Jesus Christ	Outreach for Jesus	
Greater Diggs	Prayer and Faith Temple Church	
Helping Hands of Hamlet	Richmond County Enrichment	
House of Prayer/Feed My People	Rockingham Spanish SDA Church	
Jesus is Justice Mission, Inc.	Sandhills Children Center	
King's Gate Church International	Southern Mission Ministries	
Mineral Springs Improvement	School Pantry - Monroe Avenue Elementary	
Monarch - Cauthen Group Home		

