

2015-2016 PITT COUNTY PROFILE

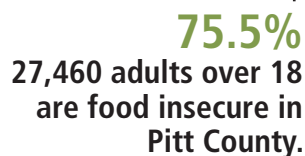
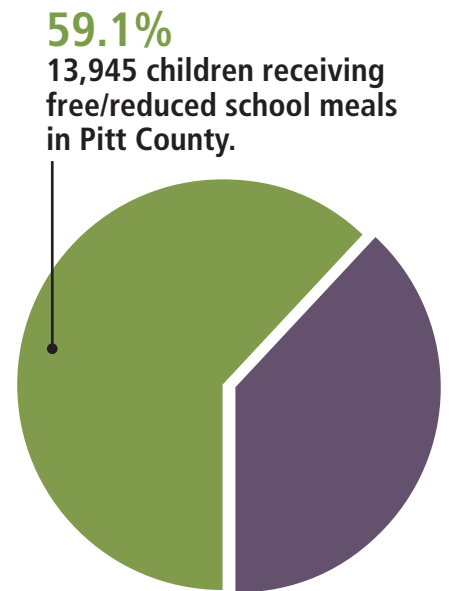
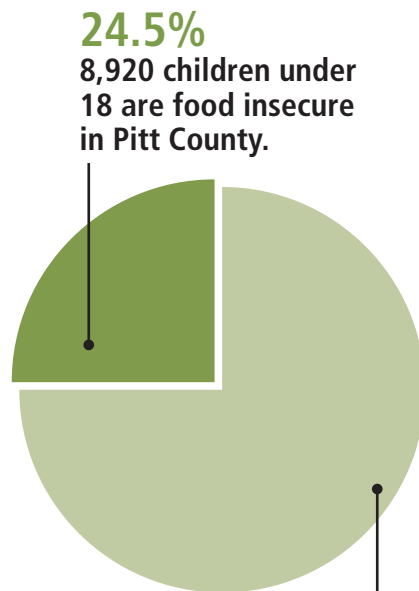
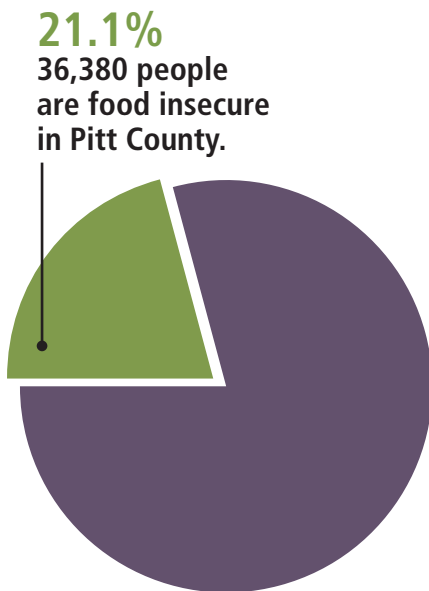
What is the impact of food insecurity in the 34 counties served by the Food Bank of Central & Eastern North Carolina? In our service area, 636,000 individuals were unable to consistently access enough nutritious food to live a healthy, active life, or went hungry because they had to skip meals. Hunger has grown into an epidemic, and is still more prevalent than ever, affecting more than just the families living at or below the poverty line. Food insecurity has emerged as a defined reality for hundreds of thousands of hard-working Americans who still cannot keep food on the table. The Food Bank continues our commitment to feed those living with hunger and will be more focused than ever as we deliver care through our programs to serve children, families and seniors.

THE NEED County population¹: 172,438

Food insecurity ¹	
Number of people who are food insecure	36,380
Percentage of people who are food insecure	21.1%
Children under 18 who are food insecure	8,920
Percentage of children under 18 who are food insecure	24.5%
Individuals over 18 who are food insecure	27,460
Percentage of individuals over 18 who are food insecure	75.5%
Individuals over 65 who are living in poverty ²	2,190

Hunger ³	
Number of children receiving free/reduced school meals	13,945
Percentage of children receiving free/reduced school meals	59.1%
Unemployment ⁴	
Percentage unemployment June 2016	5.9%

Partner agencies are listed on the reverse side.



¹Feeding America Map the Meal Gap 2015

²North Carolina Department of Health and Human Services <http://www2.ncdhhs.gov/aging/cprofile/cprofile.htm>

³Department of Public Instruction www.dpi.state.nc.us/fbs/resources/data

⁴United States Department of Labor – Bureau of Labor Statistics

2015-2016 PITT COUNTY PROFILE



3,996,625 lbs.
of food distributed
in Pitt County



3,365,579
meals provided
in Pitt County



199,607
individuals served
in Pitt County

ADDRESSING NEEDS

Total lbs. of food distributed by the Food Bank in 2015-2016	64.4 million lbs.
Total meals provided in this county	3,365,579
Per-meal cost of distributing food in this county	23¢
Total lbs. of food distributed in this county	3,996,625 lbs.
Total cost of distributing food in this county	\$758,699
Value of food distributed in this county	\$6,674,364
Households served in this county ⁵	76,635
Individuals served in this county ⁵	199,607
For every dollar donated, how much is spent on food distribution	97¢

Major Local Food Donors:
Wholesalers, retailers, and grocery chains such as Bimbo Bakeries, Bruce Foods Corp., Food Lion, Harris Teeter, Kroger Stores, Lowes Foods, Mt. Olive Pickle Co., Reser's Fine Foods, Society of St. Andrew, Spring Acres, and Walmart.

PITT COMMUNITY PARTNER AGENCIES

Salvation Army-Greenville
Philippi Church of Christ
Ayden Christian Care Center
First Born Comm. Dev. Ctr.
The Anointed Ones Church
Saints Delight Church of God
Antioch United Holy Church
Koinonia Christian Center
Selvia Chapel F.W.B. Church
Straightway Church
New Foundations Group Home
Bread of Life/Grifton
American Red Cross Pitt County
Building Hope Community Life
St. Peter Catholic Church

Emmanuel Community Unison
Operation Sunshine, Inc
Hope of Glory Ministries, Inc.
Pentecostal Temple
St. Paul's Episcopal Church
The Memorial Baptist Church
Project Anna, Inc.
New Mt. Moriah United
Armor of God Christian Church
Churches Outreach Network
Mount Calvary Grace & Mercy
Darden Enlightenment Center
Freedom Family Foundation, Inc
Joseph Provisions
Staton Mill Road Community

Spirit & Truth Worship Center
Ayden Christian Church
Rose Hill Free Will Baptist
Ayden United Methodist Ch
Christ's Church/Creekside
Kingdom Care, Inc.
St James United Methodist
Bethel United Methodist
Kingdom Kids Club
Third Street Community Center
Kingdom Care, Inc.
Paradise Outreach Ministries,
Iglesia Pentecostal Unida
HB Suggs Community Center
St. Peter's Development Center

NEEDS Center
Senior Home Care Services Inc.
Word of Truth
Catholic Charities- Tar River
Salem United Methodist Church

⁵FBCENC Partner Agency Reports, Households/Individuals served 1 or more times.

