

2015-2016 PENDER COUNTY PROFILE


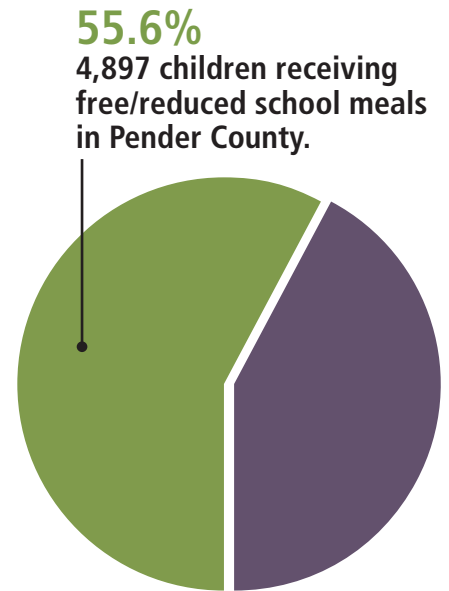
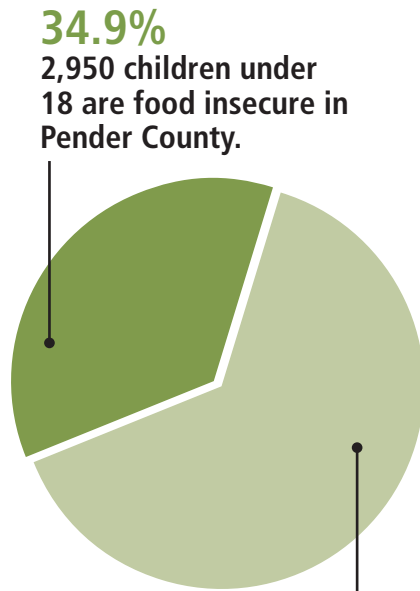
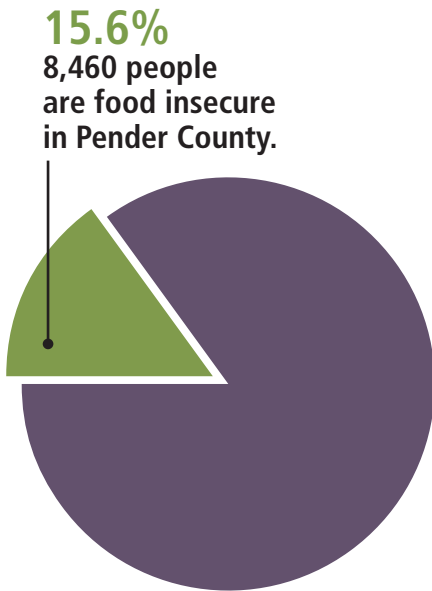
What is the impact of food insecurity in the 34 counties served by the Food Bank of Central & Eastern North Carolina? In our service area, 636,000 individuals were unable to consistently access enough nutritious food to live a healthy, active life, or went hungry because they had to skip meals. Hunger has grown into an epidemic, and is still more prevalent than ever, affecting more than just the families living at or below the poverty line. Food insecurity has emerged as a defined reality for hundreds of thousands of hard-working Americans who still cannot keep food on the table. The Food Bank continues our commitment to feed those living with hunger and will be more focused than ever as we deliver care through our programs to serve children, families and seniors.

THE NEED County population¹: 54,218

Food insecurity ¹	
Number of people who are food insecure	8,460
Percentage of people who are food insecure	15.6%
Children under 18 who are food insecure	2,950
Percentage of children under 18 who are food insecure	34.9%
Individuals over 18 who are food insecure	5,510
Percentage of individuals over 18 who are food insecure	65.1%
Individuals over 65 who are living in poverty ²	1,006

Hunger ³	
Number of children receiving free/reduced school meals	4,897
Percentage of children receiving free/reduced school meals	55.6%
Unemployment ⁴	
Percentage unemployment June 2016	5.3%

Partner agencies are listed on the reverse side.



¹Feeding America Map the Meal Gap 2015

²North Carolina Department of Health and Human Services <http://www2.ncdhhs.gov/aging/cprofile/cprofile.htm>

³Department of Public Instruction www.dpi.state.nc.us/fbs/resources/data

⁴United States Department of Labor – Bureau of Labor Statistics

2015-2016 PENDER COUNTY PROFILE



1,636,778 lbs.
of food distributed
in Pender County



1,378,339
meals provided
in Pender County



83,600
individuals served
in Pender County

ADDRESSING NEEDS

Total lbs. of food distributed by the Food Bank in 2015-2016	64.4 million lbs.
Total meals provided in this county	1,378,339
Per-meal cost of distributing food in this county	22¢
Total lbs. of food distributed in this county	1,636,778 lbs.
Total cost of distributing food in this county	\$304,099
Value of food distributed in this county	\$2,733,419
Households served in this county ⁵	27,864
Individuals served in this county ⁵	83,600
For every dollar donated, how much is spent on food distribution	97¢

Major Local Food Donors: Wholesalers, retailers, and grocery chains such as Bimbo Bakeries, Bruce Foods Corp., Food Lion, Harris Teeter, Kroger Stores, Lowes Foods, Mt. Olive Pickle Co., Reser's Fine Foods, Society of St. Andrew, Spring Acres, and Walmart.

PENDER COMMUNITY PARTNER AGENCIES

Pender County Christian
Pender Adult Services, Inc.
Livingstones Tabernacle
Burgaw PFWB
St. Joseph Parish Outreach
Cape Fear Elementary
Faith Harbor UMC
The Holmes Movement
We Care 4 You Foundation, Inc.
Blake's Chapel
Cape Fear Middle School
Faith Harbor UMC Share



⁵FBCENC Partner Agency Reports, Households/Individuals served 1 or more times.