

# 2015-2016 PAMLICO COUNTY PROFILE

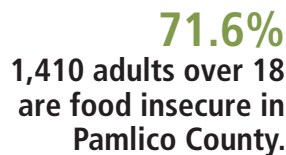
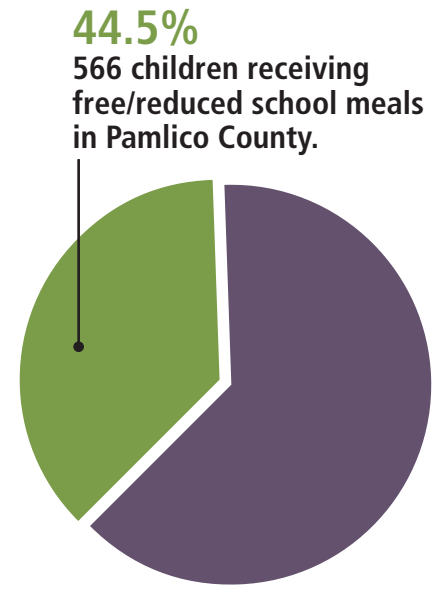
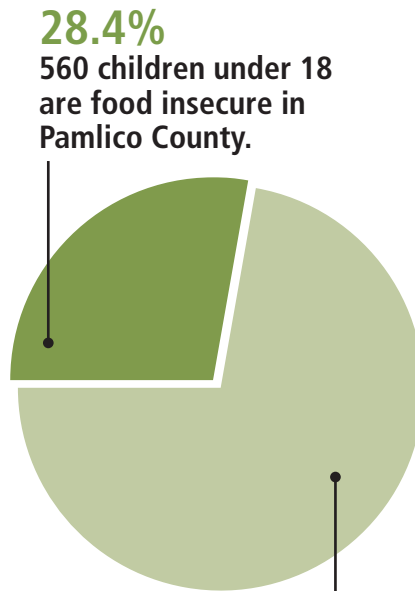
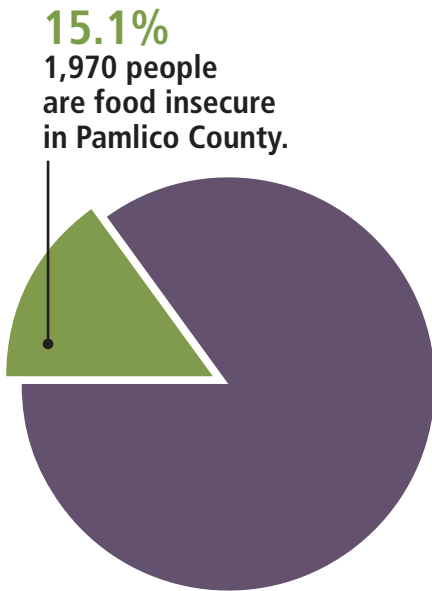
What is the impact of food insecurity in the 34 counties served by the Food Bank of Central & Eastern North Carolina? In our service area, 636,000 individuals were unable to consistently access enough nutritious food to live a healthy, active life, or went hungry because they had to skip meals. Hunger has grown into an epidemic, and is still more prevalent than ever, affecting more than just the families living at or below the poverty line. Food insecurity has emerged as a defined reality for hundreds of thousands of hard-working Americans who still cannot keep food on the table. The Food Bank continues our commitment to feed those living with hunger and will be more focused than ever as we deliver care through our programs to serve children, families and seniors.

## THE NEED County population<sup>1</sup>: 13,062

Food insecurity <sup>1</sup>	
Number of people who are food insecure	<b>1,970</b>
Percentage of people who are food insecure	<b>15.1%</b>
Children under 18 who are food insecure	<b>560</b>
Percentage of children under 18 who are food insecure	<b>28.4%</b>
Individuals over 18 who are food insecure	<b>1,410</b>
Percentage of individuals over 18 who are food insecure	<b>71.6%</b>
Individuals over 65 who are living in poverty <sup>2</sup>	<b>179</b>

Hunger <sup>3</sup>	
Number of children receiving free/reduced school meals	<b>566</b>
Percentage of children receiving free/reduced school meals	<b>44.5%</b>
Unemployment <sup>4</sup>	
Percentage unemployment June 2016	<b>5.3%</b>

Partner agencies are listed on the reverse side.



<sup>1</sup>Feeding America Map the Meal Gap 2015

<sup>2</sup>North Carolina Department of Health and Human Services <http://www2.ncdhhs.gov/aging/cprofile/cprofile.htm>

<sup>3</sup>Department of Public Instruction [www.dpi.state.nc.us/fbs/resources/data](http://www.dpi.state.nc.us/fbs/resources/data)

<sup>4</sup>United States Department of Labor – Bureau of Labor Statistics

# 2015-2016 PAMLICO COUNTY PROFILE



**433,545 lbs.**  
of food distributed  
in Pamlico County



**365,091**  
meals provided  
in Pamlico County



**19,815**  
individuals served  
in Pamlico County

## ADDRESSING NEEDS

Total lbs. of food distributed by the Food Bank in 2015-2016	<b>64.4 million lbs.</b>
Total meals provided in this county	<b>365,091</b>
Per-meal cost of distributing food in this county	<b>34¢</b>
Total lbs. of food distributed in this county	<b>433,545 lbs.</b>
Total cost of distributing food in this county	<b>\$123,312</b>
Value of food distributed in this county	<b>\$724,020</b>
Households served in this county <sup>5</sup>	<b>8,078</b>
Individuals served in this county <sup>5</sup>	<b>19,815</b>
For every dollar donated, how much is spent on food distribution	<b>97¢</b>

Major Local Food Donors:  
Wholesalers, retailers, and  
grocery chains such as Bimbo  
Bakeries, Bruce Foods Corp.,  
Food Lion, Harris Teeter, Kroger  
Stores, Lowes Foods, Mt. Olive  
Pickle Co., Reser's Fine Foods,  
Society of St. Andrew, Spring  
Acres, and Walmart.

## PAMLICO COMMUNITY PARTNER AGENCIES

Pamlico County Group Home  
Pamlico County Fishes & Loaves  
Heartworks Children's  
Coastal Women's Shelter  
Direct Distr.-Pamlico County  
Reelsboro United Christian Svc  
Salt and Light Unveiled  
Fred A. Anderson

**FOOD  
BANK**



**OF CENTRAL  
& EASTERN  
NORTH  
CAROLINA**

<sup>5</sup>FBCENC Partner Agency Reports, Households/Individuals served 1 or more times.