

2016-2017 ORANGE COUNTY PROFILE

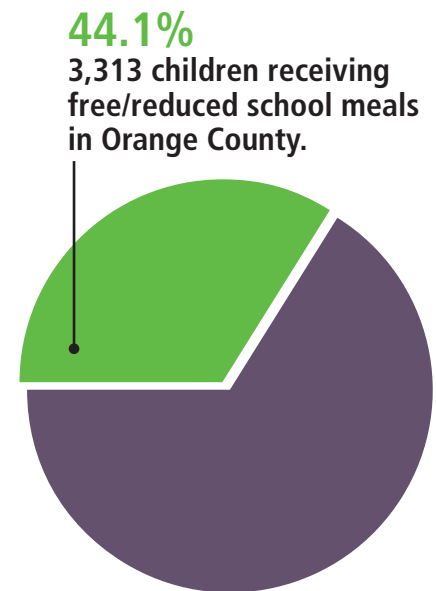
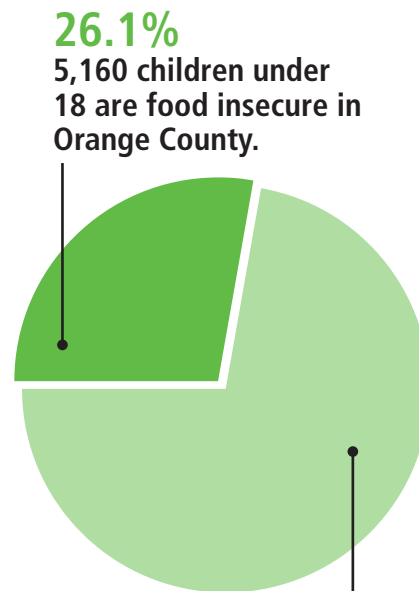
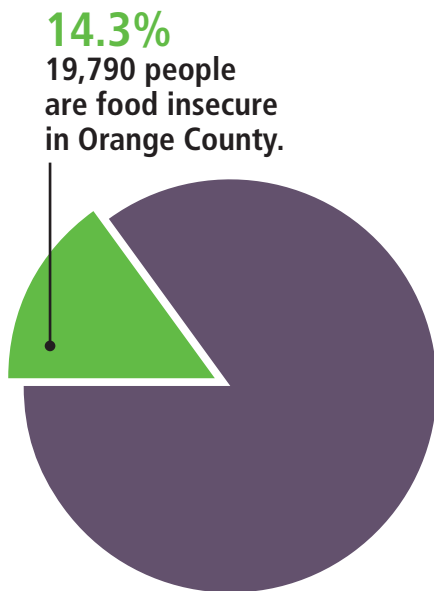
What is the impact of food insecurity in the 34 counties served by the Food Bank of Central & Eastern North Carolina? In our service area, 629,000 individuals were unable to consistently access enough nutritious food to live a healthy, active life, or went hungry because they had to skip meals. Hunger has grown into an epidemic, and is still more prevalent than ever, affecting more than just the families living at or below the poverty line. Food insecurity has emerged as a defined reality for hundreds of thousands of hard-working Americans who still cannot keep food on the table. The Food Bank continues our commitment to feed those living with hunger and will be more focused than ever as we deliver care through our programs to serve children, families and seniors.

THE NEED County population¹: 138,644

Food insecurity ¹	
Number of people who are food insecure	19,790
Percentage of people who are food insecure	14.3%
Children under 18 who are food insecure	5,160
Percentage of children under 18 who are food insecure	26.1%
Individuals over 18 who are food insecure	14,630
Percentage of individuals over 18 who are food insecure	73.9%
Individuals over 65 who are living in poverty ²	769

Hunger ³	
Number of children receiving free/reduced school meals	3,313
Percentage of children receiving free/reduced school meals	44.1%
Unemployment ⁴	
Percentage unemployment June 2017	3.7%

Partner agencies are listed on the reverse side.



¹Feeding America Map the Meal Gap 2015

²North Carolina Department of Health and Human Services <http://www2.ncdhhs.gov/aging/cprofile/cprofile.htm>

³Department of Public Instruction www.dpi.state.nc.us/fbs/resources/data

⁴United States Department of Labor – Bureau of Labor Statistics

2016-2017 ORANGE COUNTY PROFILE



1,639,770 lbs.
of food distributed
in Orange County



1,380,859
meals provided
in Orange County

ADDRESSING NEEDS

Total lbs. of food distributed by the Food Bank in 2016-2017	70 million lbs.
Total meals provided in this county	1,380,859
Per-meal cost of distributing food in this county	27¢
Total lbs. of food distributed in this county	1,639,770 lbs.
Total cost of distributing food in this county	\$367,949
Value of food distributed in this county	\$2,836,802
For every dollar donated, how much is spent on food distribution	97¢

Major Local Food Donors: Wholesalers, retailers, and grocery chains such as Bimbo Bakeries, Food Lion, Harris Teeter, Kroger Stores, Lowes Foods, Mt. Olive Pickle Co., Reser's Fine Foods, Society of St. Andrew, and Walmart.

ORANGE COMMUNITY PARTNER AGENCIES

Bright Sun	Hillsborough SDA Church	Piney Grove Baptist Church
Bull City Prep Program	Hunter's Chapel	Rogers-Eubanks Neighborhood
Carr United Methodist	Hurdle Mills	South Estes
Cedar Grove Mt. Zion AME	Inter-Faith Council Shelter	TABLE NC
Chapel Hill Training Outreach	Inter-Faith Council/	Trinity Court Apartments
Freedom House/Chapel Hill	Mebane's Chapel United Holy	Whitted Forest Community
Friends of Orange County DSS	OE Enterprises	
Gaines Chapel AME Church	Orange Co Head Start/Early HS	
Glenn's Grove	Orange Comida No Migra	
Gomains Avenue	Orange Congregations Mission	
Grace and Peace Tabernacle	Orange County Disability	
Grow to Life	Orange United Methodist Church	
Hillsborough Church of God	Palmers Grove	

