

2015-2016 ONSHOW COUNTY PROFILE

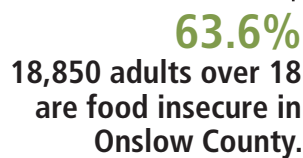
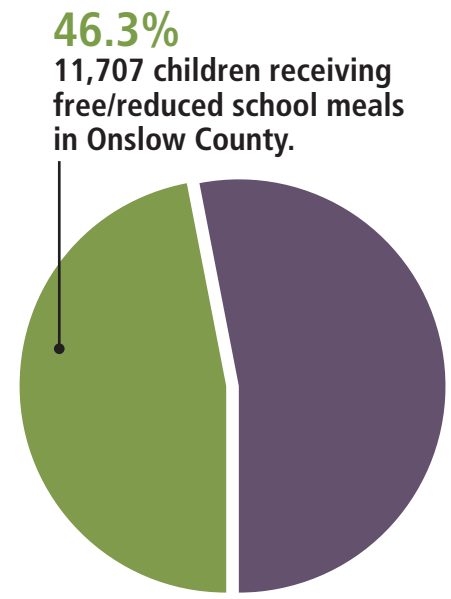
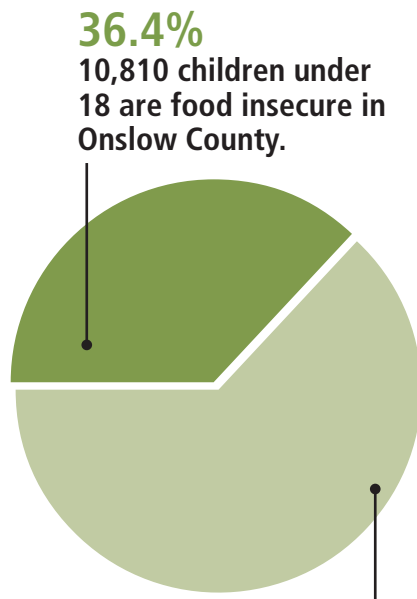
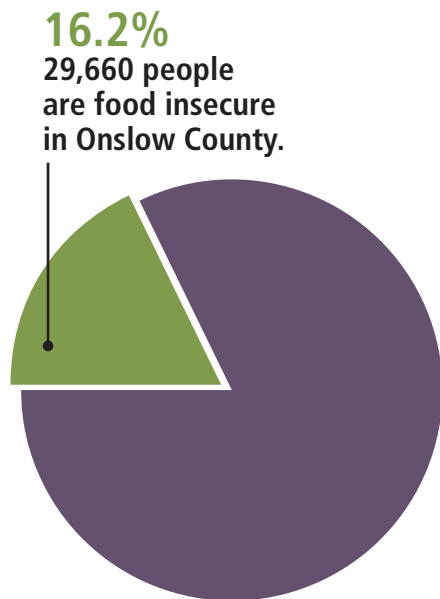
What is the impact of food insecurity in the 34 counties served by the Food Bank of Central & Eastern North Carolina? In our service area, 636,000 individuals were unable to consistently access enough nutritious food to live a healthy, active life, or went hungry because they had to skip meals. Hunger has grown into an epidemic, and is still more prevalent than ever, affecting more than just the families living at or below the poverty line. Food insecurity has emerged as a defined reality for hundreds of thousands of hard-working Americans who still cannot keep food on the table. The Food Bank continues our commitment to feed those living with hunger and will be more focused than ever as we deliver care through our programs to serve children, families and seniors.

THE NEED County population¹: 182,921

Food insecurity ¹	
Number of people who are food insecure	29,660
Percentage of people who are food insecure	16.2%
Children under 18 who are food insecure	10,810
Percentage of children under 18 who are food insecure	36.4%
Individuals over 18 who are food insecure	18,850
Percentage of individuals over 18 who are food insecure	63.6%
Individuals over 65 who are living in poverty ²	1,211

Hunger ³	
Number of children receiving free/reduced school meals	11,707
Percentage of children receiving free/reduced school meals	46.3%
Unemployment ⁴	
Percentage unemployment June 2016	5.5%

Partner agencies are listed on the reverse side.



¹Feeding America Map the Meal Gap 2015

²North Carolina Department of Health and Human Services <http://www2.ncdhhs.gov/aging/cprofile/cprofile.htm>

³Department of Public Instruction www.dpi.state.nc.us/fbs/resources/data

⁴United States Department of Labor – Bureau of Labor Statistics

2015-2016 ONslow COUNTY PROFILE



2,439,878 lbs.
of food distributed
in Onslow County



2,054,634
meals provided
in Onslow County



85,149
individuals served
in Onslow County

ADDRESSING NEEDS

Total lbs. of food distributed by the Food Bank in 2015-2016	64.4 million lbs.
Total meals provided in this county	2,054,634
Per-meal cost of distributing food in this county	19¢
Total lbs. of food distributed in this county	2,439,878 lbs.
Total cost of distributing food in this county	\$383,484
Value of food distributed in this county	\$4,074,596
Households served in this county ⁵	38,004
Individuals served in this county ⁵	85,149
For every dollar donated, how much is spent on food distribution	97¢

Major Local Food Donors:
Wholesalers, retailers, and grocery chains such as Bimbo Bakeries, Bruce Foods Corp., Food Lion, Harris Teeter, Kroger Stores, Lowes Foods, Mt. Olive Pickle Co., Reser's Fine Foods, Society of St. Andrew, Spring Acres, and Walmart.

ONslow COMMUNITY PARTNER AGENCIES

Salvation Army-Jacksonville

Second Chance Mission Of Hope

Onslow Community Outreach, Inc

White Oak Ecumenical

Richlands Community Outreach

First United Methodist Church

Mt. Carmel, Inc. HELPS

Kingdom City Ministries

Snead's Ferry Presbyterian

Open Door Management, Inc.

Folkstone Original Free Will

Mama J's Helping Hand

Georgetown Renaissance

United Way of Onslow City

Christian Disciples

Iglesia de Dios Pentecostal

Washington Chapel Missionary

Abundant Life International

NABVETS ENC-VUCS

**FOOD
BANK**



**OF CENTRAL
& EASTERN
NORTH
CAROLINA**

⁵FBCENC Partner Agency Reports, Households/Individuals served 1 or more times.