

# 2015-2016 NEW HANOVER COUNTY PROFILE

What is the impact of food insecurity in the 34 counties served by the Food Bank of Central & Eastern North Carolina? In our service area, 636,000 individuals were unable to consistently access enough nutritious food to live a healthy, active life, or went hungry because they had to skip meals. Hunger has grown into an epidemic, and is still more prevalent than ever, affecting more than just the families living at or below the poverty line. Food insecurity has emerged as a defined reality for hundreds of thousands of hard-working Americans who still cannot keep food on the table. The Food Bank continues our commitment to feed those living with hunger and will be more focused than ever as we deliver care through our programs to serve children, families and seniors.

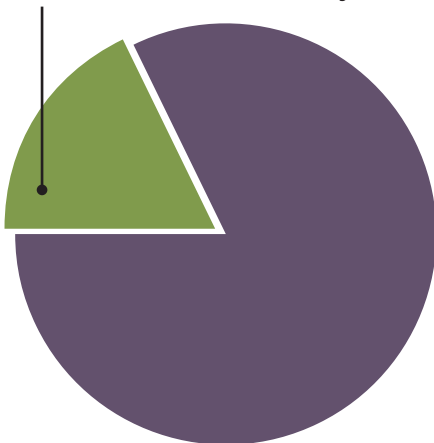
## THE NEED County population<sup>1</sup>: 209,586

Food insecurity <sup>1</sup>	
Number of people who are food insecure	<b>35,210</b>
Percentage of people who are food insecure	<b>16.8%</b>
Children under 18 who are food insecure	<b>9,740</b>
Percentage of children under 18 who are food insecure	<b>27.7%</b>
Individuals over 18 who are food insecure	<b>25,470</b>
Percentage of individuals over 18 who are food insecure	<b>72.3%</b>
Individuals over 65 who are living in poverty <sup>2</sup>	<b>2,046</b>

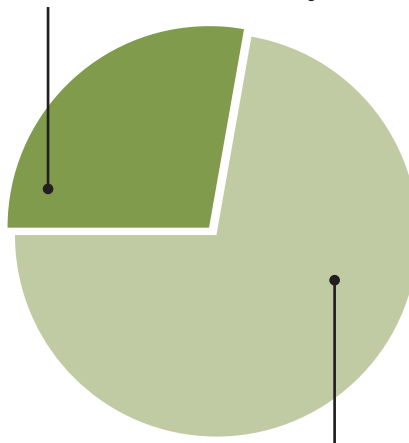
Hunger <sup>3</sup>	
Number of children receiving free/reduced school meals	<b>12,488</b>
Percentage of children receiving free/reduced school meals	<b>48.7%</b>
Unemployment <sup>4</sup>	
Percentage unemployment June 2016	<b>4.8%</b>

Partner agencies are listed on the reverse side.

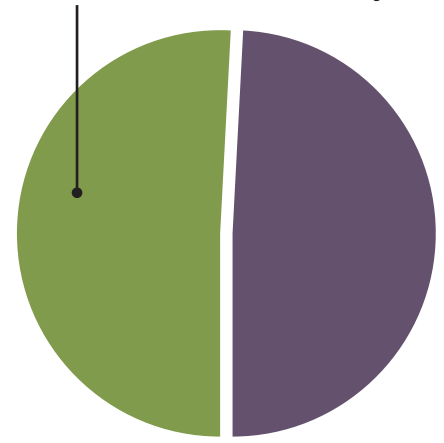
**16.8%**  
35,210 people  
are food insecure  
in New Hanover County.



**27.7%**  
9,740 children under  
18 are food insecure in  
New Hanover County.



**48.7%**  
12,488 children receiving  
free/reduced school meals  
in New Hanover County.



**72.3%**  
25,470 adults over 18  
are food insecure in  
New Hanover County.

**FOOD  
BANK**



**OF CENTRAL  
& EASTERN  
NORTH  
CAROLINA**

<sup>1</sup>Feeding America Map the Meal Gap 2015

<sup>2</sup>North Carolina Department of Health and Human Services <http://www2.ncdhhs.gov/aging/cprofile/cprofile.htm>

<sup>3</sup>Department of Public Instruction [www.dpi.state.nc.us/fbs/resources/data](http://www.dpi.state.nc.us/fbs/resources/data)

<sup>4</sup>United States Department of Labor – Bureau of Labor Statistics

# 2015-2016 NEW HANOVER COUNTY PROFILE



**3,182,848 lbs.**  
of food distributed  
in New Hanover County



**2,680,293**  
meals provided  
in New Hanover County



**216,434**  
individuals served  
in New Hanover County

## ADDRESSING NEEDS

Total lbs. of food distributed by the Food Bank in 2015-2016	<b>64.4 million lbs.</b>
Total meals provided in this county	<b>2,680,293</b>
Per-meal cost of distributing food in this county	<b>22¢</b>
Total lbs. of food distributed in this county	<b>3,182,848 lbs.</b>
Total cost of distributing food in this county	<b>\$600,686</b>
Value of food distributed in this county	<b>\$5,315,356</b>
Households served in this county <sup>5</sup>	<b>89,943</b>
Individuals served in this county <sup>5</sup>	<b>216,434</b>
For every dollar donated, how much is spent on food distribution	<b>97¢</b>

Major Local Food Donors:  
Wholesalers, retailers, and grocery chains such as Bimbo Bakeries, Bruce Foods Corp., Food Lion, Harris Teeter, Kroger Stores, Lowes Foods, Mt. Olive Pickle Co., Reser's Fine Foods, Society of St. Andrew, Spring Acres, and Walmart.

## NEW HANOVER COMMUNITY PARTNER AGENCIES

- |                                |                              |                                |                                |
|--------------------------------|------------------------------|--------------------------------|--------------------------------|
| Good Shepherd Center           | Ashley Center                | Philippians 3: Ministries, Inc | Soaring As Eagles Outreach     |
| Mother Hubbard's Cupboard      | Straightway Ministries       | Bread for Life                 | Vigilant Hope                  |
| Salvation Army-Wilmington      | The Rock of Wilmington       | Temple of Israel - Weekend     | Blue Ribbon Commision          |
| Port Human Services            | Weekend Meals on Wheels      | Nourish NC                     | New Hanover High School        |
| Coastal Horizons               | Community Boys & Girls Club  | St. Jude's Metropolitan        | Laney High School              |
| Tileston Outreach              | Wilmington Residential       | Cape Fear Christian Church     | National Center for Outdoor    |
| Federal Point Help Center, Inc | Kids Making It, Inc.         | YWCA of the Lower Cape Fear    | Wilmington Preparatory Academy |
| Brigade Boys and Girls Club    | Step Up for Soldiers         | Union Missionary Baptist       |                                |
| Helping Hands/St Stanislaus    | CIS Wire Program             | Liberty Ministries             |                                |
| BATH                           | Houston Moore Afterschool    | Word Changing Hearts Mission   |                                |
| St. Peter The Fisherman Church | First in Families/The ARC of | Pinney's From Heaven           |                                |
| First Fruit Ministries         | Good Samaritan               | House of Mercy Outreach        |                                |
| LINC                           | First Baptist Church         | Mt. Olive AME Church           |                                |
| Wrightsboro United Methodist   | The Lord's Church            | YWCA - Grandparents Support    |                                |
| Upper Room Praise &            | Nourish NC                   | Oops Foundation                |                                |
| Myrtle Grove SDA Church        | Holy Grounds Coffee House    | St. Joy Holiness Church        |                                |



<sup>5</sup>FBCENC Partner Agency Reports, Households/Individuals served 1 or more times.