

2015-2016 NASH COUNTY PROFILE

What is the impact of food insecurity in the 34 counties served by the Food Bank of Central & Eastern North Carolina? In our service area, 636,000 individuals were unable to consistently access enough nutritious food to live a healthy, active life, or went hungry because they had to skip meals. Hunger has grown into an epidemic, and is still more prevalent than ever, affecting more than just the families living at or below the poverty line. Food insecurity has emerged as a defined reality for hundreds of thousands of hard-working Americans who still cannot keep food on the table. The Food Bank continues our commitment to feed those living with hunger and will be more focused than ever as we deliver care through our programs to serve children, families and seniors.

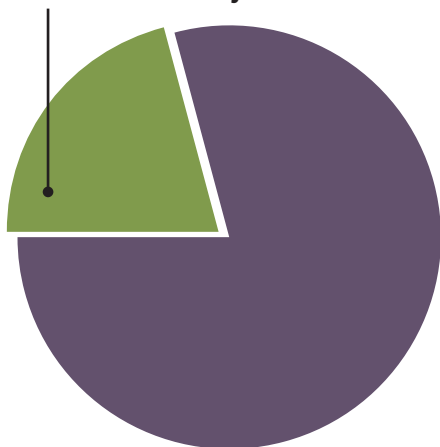
THE NEED County population¹: 95,174

Food insecurity ¹	
Number of people who are food insecure	19,150
Percentage of people who are food insecure	20.1%
Children under 18 who are food insecure	5,270
Percentage of children under 18 who are food insecure	27.5%
Individuals over 18 who are food insecure	13,880
Percentage of individuals over 18 who are food insecure	72.5%
Individuals over 65 who are living in poverty ²	1,905

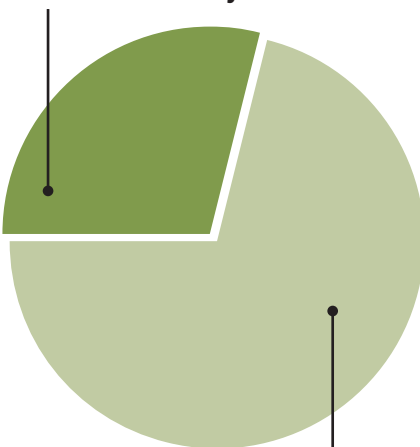
Hunger ³	
Number of children receiving free/reduced school meals	10,545
Percentage of children receiving free/reduced school meals	67.2%
Unemployment ⁴	
Percentage unemployment June 2016	6.8%

Partner agencies are listed on the reverse side.

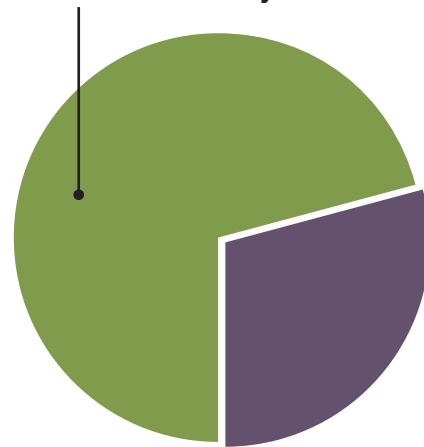
20.1%
19,150 people
are food insecure
in Nash County.



27.5%
5,270 children under
18 are food insecure
in Nash County.



67.2%
10,545 children receiving
free/reduced school meals
in Nash County.



72.5%
13,880 adults over 18
are food insecure in
Nash County.

**FOOD
BANK**



**OF CENTRAL
& EASTERN
NORTH
CAROLINA**

¹Feeding America Map the Meal Gap 2015

²North Carolina Department of Health and Human Services <http://www2.ncdhhs.gov/aging/cprofile/cprofile.htm>

³Department of Public Instruction www.dpi.state.nc.us/fbs/resources/data

⁴United States Department of Labor – Bureau of Labor Statistics

2015-2016 NASH COUNTY PROFILE



2,490,837 lbs.
of food distributed
in Nash County



2,097,547
meals provided
in Nash County



118,231
individuals served
in Nash County

ADDRESSING NEEDS

Total lbs. of food distributed by the Food Bank in 2015-2016	64.4 million lbs.
Total meals provided in this county	2,097,547
Per-meal cost of distributing food in this county	26¢
Total lbs. of food distributed in this county	2,490,837 lbs.
Total cost of distributing food in this county	\$543,486
Value of food distributed in this county	\$4,159,698
Households served in this county ⁵	44,561
Individuals served in this county ⁵	118,231
For every dollar donated, how much is spent on food distribution	97¢

Major Local Food Donors:
Wholesalers, retailers, and
grocery chains such as Bimbo
Bakeries, Bruce Foods Corp.,
Food Lion, Harris Teeter, Kroger
Stores, Lowes Foods, Mt. Olive
Pickle Co., Reser's Fine Foods,
Society of St. Andrew, Spring
Acres, and Walmart.

NASH COMMUNITY PARTNER AGENCIES

Christian Fellowship Homes
Free Will Baptist Children's
United Community Ministries
Salvation Army-Rocky Mount
Fountain of Hope
Apostolic Faith Church
St. Paul Missionary Baptist
Lifeline Christian Center
Rocky Mount Church of the
Boys & Girls Clubs Nash
Baker Family Ministry

Greater Joy Missionary Baptist
Ebenezer Missionary Baptist
Church on the Rise
Abundant Life Ministries
Bailey United Methodist
Middlesex Church of God
Our Lady of Perpetual Help
Harrison Family YMCA
First United



⁵FBCENC Partner Agency Reports, Households/Individuals served 1 or more times.