

2016-2017 NASH COUNTY PROFILE

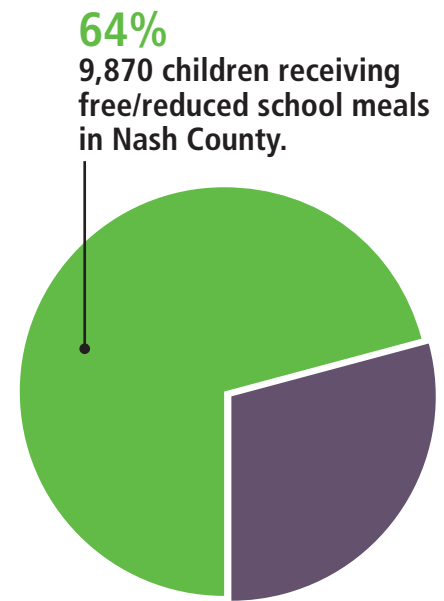
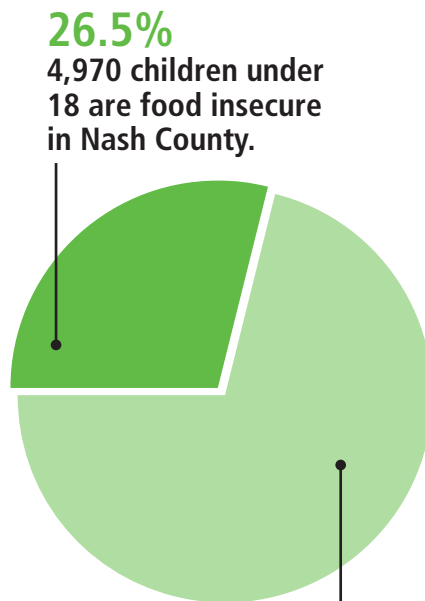
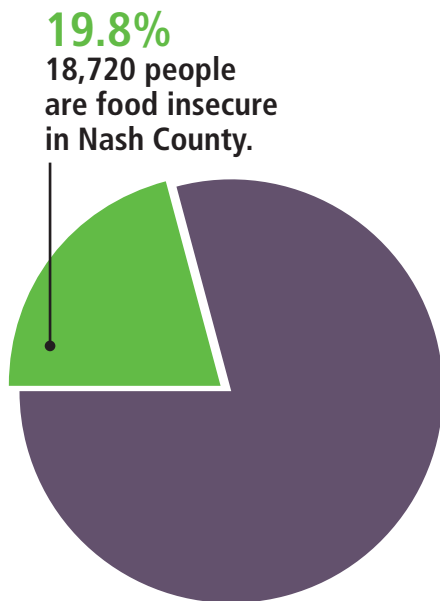
What is the impact of food insecurity in the 34 counties served by the Food Bank of Central & Eastern North Carolina? In our service area, 629,000 individuals were unable to consistently access enough nutritious food to live a healthy, active life, or went hungry because they had to skip meals. Hunger has grown into an epidemic, and is still more prevalent than ever, affecting more than just the families living at or below the poverty line. Food insecurity has emerged as a defined reality for hundreds of thousands of hard-working Americans who still cannot keep food on the table. The Food Bank continues our commitment to feed those living with hunger and will be more focused than ever as we deliver care through our programs to serve children, families and seniors.

THE NEED County population¹: 94,722

Food insecurity ¹	
Number of people who are food insecure	18,720
Percentage of people who are food insecure	19.8%
Children under 18 who are food insecure	4,970
Percentage of children under 18 who are food insecure	26.5%
Individuals over 18 who are food insecure	13,750
Percentage of individuals over 18 who are food insecure	73.5%
Individuals over 65 who are living in poverty ²	2,211

Hunger ³	
Number of children receiving free/reduced school meals	9,870
Percentage of children receiving free/reduced school meals	64%
Unemployment ⁴	
Percentage unemployment June 2017	6%

Partner agencies are listed on the reverse side.



¹Feeding America Map the Meal Gap 2015

²North Carolina Department of Health and Human Services <http://www2.ncdhhs.gov/aging/cprofile/cprofile.htm>

³Department of Public Instruction www.dpi.state.nc.us/fbs/resources/data

⁴United States Department of Labor – Bureau of Labor Statistics

2016-2017 NASH COUNTY PROFILE



2,665,468 lbs.
of food distributed
in Nash County



2,244,605
meals provided
in Nash County

ADDRESSING NEEDS

Total lbs. of food distributed by the Food Bank in 2016-2017	70 million lbs.
Total meals provided in this county	2,244,605
Per-meal cost of distributing food in this county	29¢
Total lbs. of food distributed in this county	2,665,468 lbs.
Total cost of distributing food in this county	\$656,222
Value of food distributed in this county	\$4,611,260
For every dollar donated, how much is spent on food distribution	97¢

Major Local Food Donors:
Wholesalers, retailers, and
grocery chains such as Bimbo
Bakeries, Food Lion, Harris
Teeter, Kroger Stores, Lowes
Foods, Mt. Olive Pickle Co.,
Reser's Fine Foods, Society of
St. Andrew, and Walmart.

NASH COMMUNITY PARTNER AGENCIES

A Touch of the Father's Love Ministry and Food Pantry

Abundant Life Ministries

Apostolic Faith Church

Bailey United Methodist

Christian Fellowship Homes

Church on the Rise

Ebenezer Missionary Baptist

Fountain of Hope

Free Will Baptist

Greater Joy Missionary Baptist

Harrison Family YMCA

Lifeline Christian Center

Middlesex Church of God

Our Lady of Perpetual Help

Rocky Mount Church

Salvation Army-Rocky Mount

Spring Hope - Oak Hill Apart.

St. Lukes Nashville/FWIC

St. Paul Missionary Baptist

United Community Ministries

**FOOD
BANK**



**OF CENTRAL
& EASTERN
NORTH
CAROLINA**