

2015-2016 MOORE COUNTY PROFILE

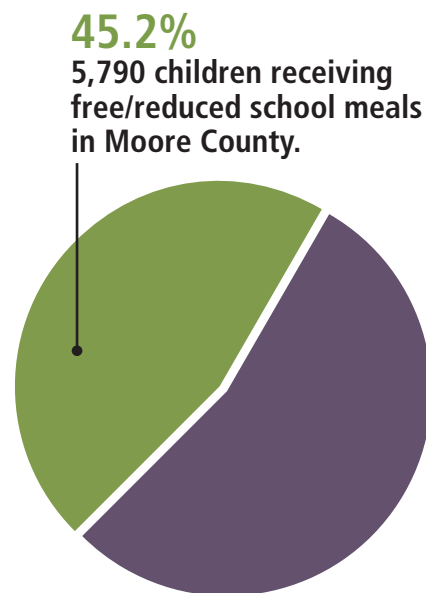
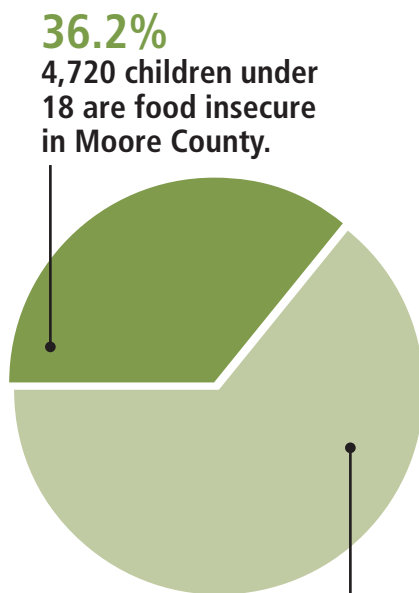
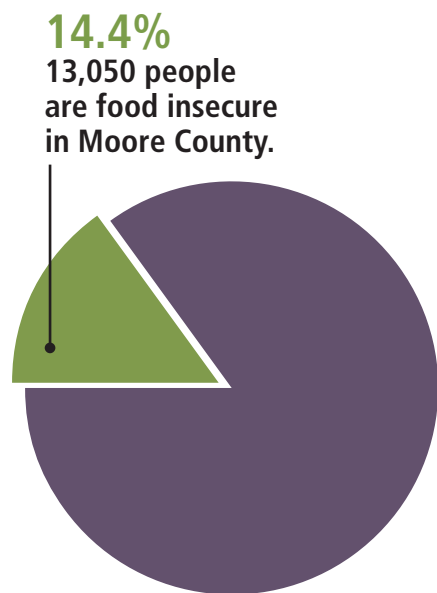
What is the impact of food insecurity in the 34 counties served by the Food Bank of Central & Eastern North Carolina? In our service area, 636,000 individuals were unable to consistently access enough nutritious food to live a healthy, active life, or went hungry because they had to skip meals. Hunger has grown into an epidemic, and is still more prevalent than ever, affecting more than just the families living at or below the poverty line. Food insecurity has emerged as a defined reality for hundreds of thousands of hard-working Americans who still cannot keep food on the table. The Food Bank continues our commitment to feed those living with hunger and will be more focused than ever as we deliver care through our programs to serve children, families and seniors.

THE NEED County population¹: 90,579

Food insecurity ¹	
Number of people who are food insecure	13,050
Percentage of people who are food insecure	14.4%
Children under 18 who are food insecure	4,720
Percentage of children under 18 who are food insecure	36.2%
Individuals over 18 who are food insecure	8,330
Percentage of individuals over 18 who are food insecure	63.8%
Individuals over 65 who are living in poverty ²	1,438

Hunger ³	
Number of children receiving free/reduced school meals	5,790
Percentage of children receiving free/reduced school meals	45.2%
Unemployment ⁴	
Percentage unemployment June 2016	5.1%

Partner agencies are listed on the reverse side.



¹Feeding America Map the Meal Gap 2015

²North Carolina Department of Health and Human Services <http://www2.ncdhhs.gov/aging/cprofile/cprofile.htm>

³Department of Public Instruction www.dpi.state.nc.us/fbs/resources/data

⁴United States Department of Labor – Bureau of Labor Statistics

2015-2016 MOORE COUNTY PROFILE



1,661,575 lbs.
of food distributed
in Moore County



1,399,221
meals provided
in Moore County



114,584
individuals served
in Moore County

ADDRESSING NEEDS

Total lbs. of food distributed by the Food Bank in 2015-2016	64.4 million lbs.
Total meals provided in this county	1,399,221
Per-meal cost of distributing food in this county	36¢
Total lbs. of food distributed in this county	1,661,575 lbs.
Total cost of distributing food in this county	\$501,302
Value of food distributed in this county	\$2,774,830
Households served in this county ⁵	42,708
Individuals served in this county ⁵	114,584
For every dollar donated, how much is spent on food distribution	97¢

Major Local Food Donors:
Wholesalers, retailers, and grocery chains such as Bimbo Bakeries, Bruce Foods Corp., Food Lion, Harris Teeter, Kroger Stores, Lowes Foods, Mt. Olive Pickle Co., Reser's Fine Foods, Society of St. Andrew, Spring Acres, and Walmart.

MOORE COMMUNITY PARTNER AGENCIES

Page United Methodist Church
Bethesda, Inc.
St. Anthony's Cath Church
Sandhills Children's Center
Pinebluff United Methodist Men
Sandhills - Moore Coalition
Cameron Boys' Camp/Baptist
Robbins Area Christian
New Zion AME Zion Church
FirstHealth Hospice
Port Human Services
Friend to Friend
West End United Methodist

The Worship Center
Bethesda Presbyterian Church
Occonechee Council/BSA
Christian Mission Center
Carthage United Methodist Ch.
Southern Pines UMC
The Arc of Moore, Inc.
Boys & Girls Club
High Falls United Methodist
Monarch
BackPack Pals Sandhills
First Missionary Baptist
Blue Angel Outreach

Right Start
Wesleyan Methodist Church
Page United Methodist Soup
SNAK PAK PALS
Linden Lodge Foundation, Inc.
We Care Center
Faith on Fire Deliverance
Sandhills UCC
Eagle Springs Baptist Church



⁵FBCENC Partner Agency Reports, Households/Individuals served 1 or more times.