

2015-2016 LENOIR COUNTY PROFILE

What is the impact of food insecurity in the 34 counties served by the Food Bank of Central & Eastern North Carolina? In our service area, 636,000 individuals were unable to consistently access enough nutritious food to live a healthy, active life, or went hungry because they had to skip meals. Hunger has grown into an epidemic, and is still more prevalent than ever, affecting more than just the families living at or below the poverty line. Food insecurity has emerged as a defined reality for hundreds of thousands of hard-working Americans who still cannot keep food on the table. The Food Bank continues our commitment to feed those living with hunger and will be more focused than ever as we deliver care through our programs to serve children, families and seniors.

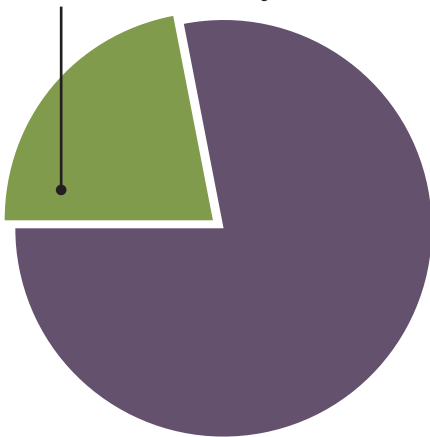
THE NEED County population¹: 59,095

Food insecurity ¹	
Number of people who are food insecure	12,760
Percentage of people who are food insecure	21.6%
Children under 18 who are food insecure	3,700
Percentage of children under 18 who are food insecure	29.0%
Individuals over 18 who are food insecure	9,060
Percentage of individuals over 18 who are food insecure	71.0%
Individuals over 65 who are living in poverty ²	1,393

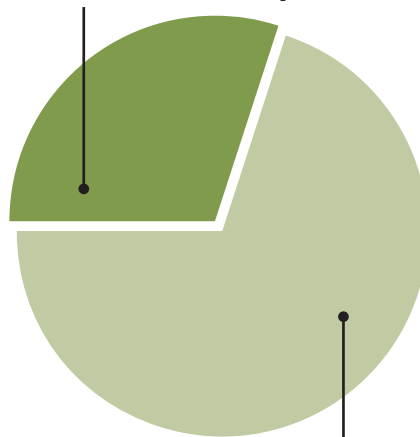
Hunger ³	
Number of children receiving free/reduced school meals	4,974
Percentage of children receiving free/reduced school meals	55.5%
Unemployment ⁴	
Percentage unemployment June 2016	5.6%

Partner agencies are listed on the reverse side.

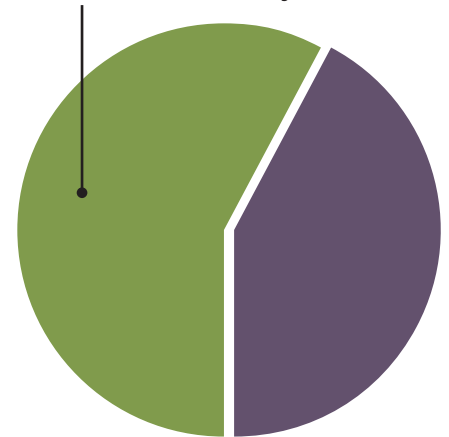
21.6%
12,760 people
are food insecure
in Lenoir County.



29.0%
3,700 children under
18 are food insecure
in Lenoir County.



55.5%
4,974 children receiving
free/reduced school meals
in Lenoir County.



71.0%
9,060 adults over 18
are food insecure
in Lenoir County.

**FOOD
BANK**



**OF CENTRAL
& EASTERN
NORTH
CAROLINA**

¹Feeding America Map the Meal Gap 2015

²North Carolina Department of Health and Human Services <http://www2.ncdhhs.gov/aging/cprofile/cprofile.htm>

³Department of Public Instruction www.dpi.state.nc.us/fbs/resources/data

⁴United States Department of Labor – Bureau of Labor Statistics

2015-2016 LENOIR COUNTY PROFILE



1,173,364 lbs.
of food distributed
in Lenoir County



988,096
meals provided
in Lenoir County



37,152
individuals served
in Lenoir County

ADDRESSING NEEDS

Total lbs. of food distributed by the Food Bank in 2015-2016	64.4 million lbs.
Total meals provided in this county	988,096
Per-meal cost of distributing food in this county	20¢
Total lbs. of food distributed in this county	1,173,364 lbs.
Total cost of distributing food in this county	\$196,887
Value of food distributed in this county	\$1,959,518
Households served in this county ⁵	17,280
Individuals served in this county ⁵	37,152
For every dollar donated, how much is spent on food distribution	97¢

Major Local Food Donors:
Wholesalers, retailers, and
grocery chains such as Bimbo
Bakeries, Bruce Foods Corp.,
Food Lion, Harris Teeter, Kroger
Stores, Lowes Foods, Mt. Olive
Pickle Co., Reser's Fine Foods,
Society of St. Andrew, Spring
Acres, and Walmart.

LENOIR COMMUNITY PARTNER AGENCIES

Apostolic Deliverance

S.A.F.E. Lenoir County

Kennedy Baptist Children's

Hands for Humanity CDC

Alpha and Omega Church

Flynn Christian Fellowship

Hands for Humanity CDC

Greater St. Peter Church

Freedom Family Foundation, Inc

American Red Cross- Lenoir

Mary's Kitchen

Faith Developmental Community

Herring Grove FWB Church

Spirit of Unity

**FOOD
BANK**



**OF CENTRAL
& EASTERN
NORTH
CAROLINA**

⁵FBCENC Partner Agency Reports, Households/Individuals served 1 or more times.