

2016-2017 LENOIR COUNTY PROFILE

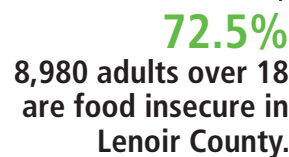
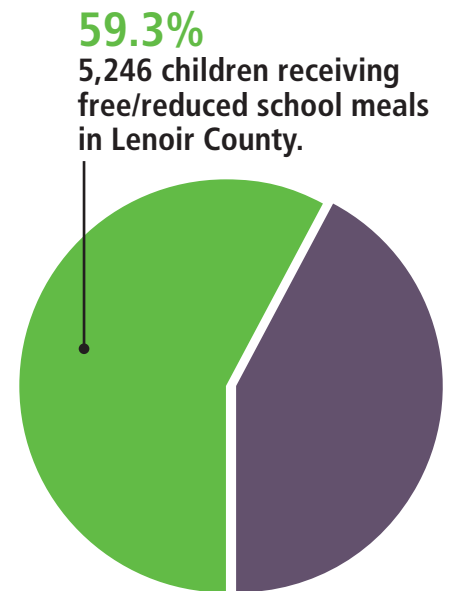
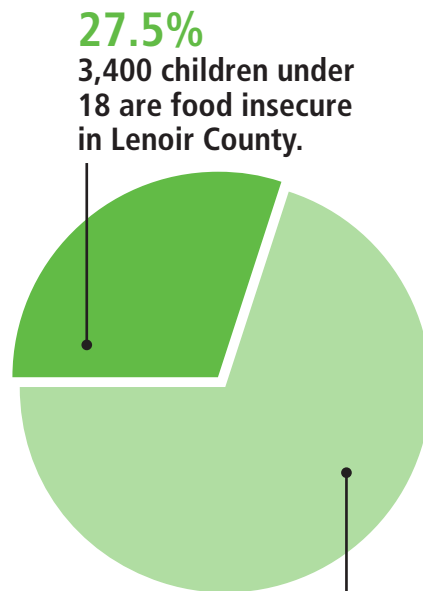
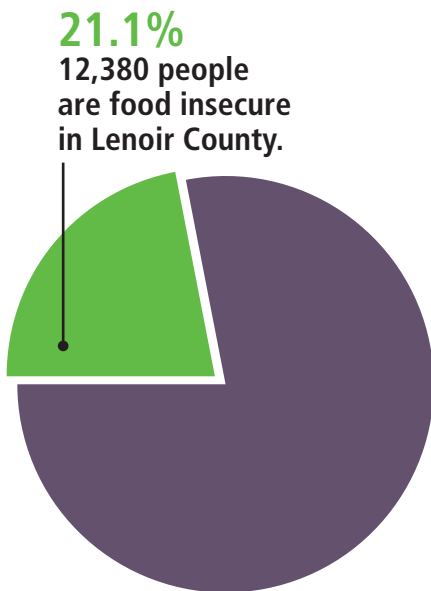
What is the impact of food insecurity in the 34 counties served by the Food Bank of Central & Eastern North Carolina? In our service area, 629,000 individuals were unable to consistently access enough nutritious food to live a healthy, active life, or went hungry because they had to skip meals. Hunger has grown into an epidemic, and is still more prevalent than ever, affecting more than just the families living at or below the poverty line. Food insecurity has emerged as a defined reality for hundreds of thousands of hard-working Americans who still cannot keep food on the table. The Food Bank continues our commitment to feed those living with hunger and will be more focused than ever as we deliver care through our programs to serve children, families and seniors.

THE NEED County population¹: 58,782

Food insecurity ¹	
Number of people who are food insecure	12,380
Percentage of people who are food insecure	21.1%
Children under 18 who are food insecure	3,400
Percentage of children under 18 who are food insecure	27.5%
Individuals over 18 who are food insecure	8,980
Percentage of individuals over 18 who are food insecure	72.5%
Individuals over 65 who are living in poverty ²	1,335

Hunger ³	
Number of children receiving free/reduced school meals	5,246
Percentage of children receiving free/reduced school meals	59.3%
Unemployment ⁴	
Percentage unemployment June 2017	4.3%

Partner agencies are listed on the reverse side.



¹Feeding America Map the Meal Gap 2015

²North Carolina Department of Health and Human Services <http://www2.ncdhhs.gov/aging/cprofile/cprofile.htm>

³Department of Public Instruction www.dpi.state.nc.us/fbs/resources/data

⁴United States Department of Labor – Bureau of Labor Statistics

2016-2017 LENOIR COUNTY PROFILE



1,499,559 lbs.
of food distributed
in Lenoir County



1,262,787
meals provided
in Lenoir County



50,736
individuals served
in Lenoir County

ADDRESSING NEEDS

Total lbs. of food distributed by the Food Bank in 2016-2017	70 million lbs.
Total meals provided in this county	1,262,787
Per-meal cost of distributing food in this county	23¢
Total lbs. of food distributed in this county	1,499,559 lbs.
Total cost of distributing food in this county	\$295,870
Value of food distributed in this county	\$2,594,237
Households served in this county ⁵	20,397
Individuals served in this county ⁵	50,736
For every dollar donated, how much is spent on food distribution	97¢

Major Local Food Donors: Wholesalers, retailers, and grocery chains such as Bimbo Bakeries, Food Lion, Harris Teeter, Kroger Stores, Lowes Foods, Mt. Olive Pickle Co., Reser's Fine Foods, Society of St. Andrew, Spring Acres, and Walmart.

LENOIR COMMUNITY PARTNER AGENCIES

- Alpha and Omega Church
- American Red Cross- Lenoir
- Apostolic Deliverance
- Faith Developmental Community
- First Missionary
- Flynn Christian Fellowship
- Freedom Family Foundation, Inc.
- Greater St. Peter Church
- Green Lamp
- Hands for Humanity CDC
- Herring Grove FWB Church
- Kennedy Baptist Children's
- Mary's Kitchen
- Praise Outreach Holy
- S.A.F.E. Lenoir County
- Sharon United Methodist Church
- Spirit of Unity
- What's the Need?



⁵FBCENC Partner Agency Reports, Households/Individuals served 1 or more times.