

2016-2017 LEE COUNTY PROFILE

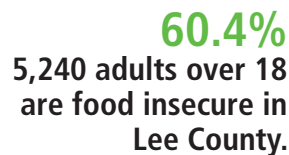
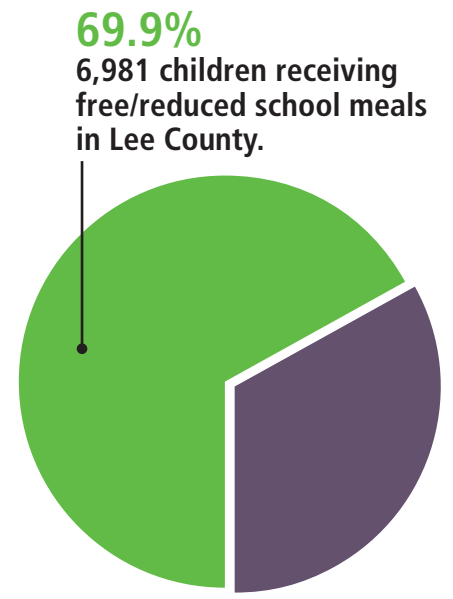
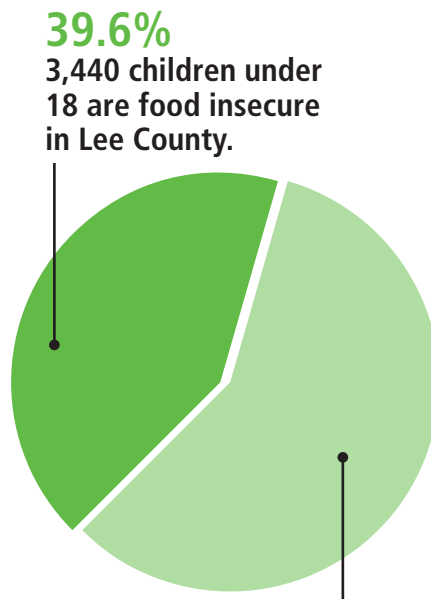
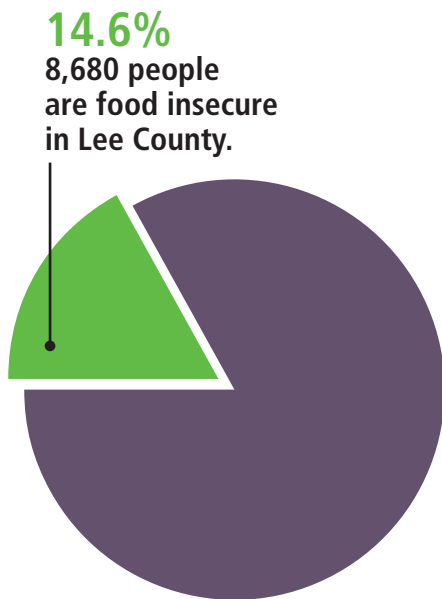
What is the impact of food insecurity in the 34 counties served by the Food Bank of Central & Eastern North Carolina? In our service area, 629,000 individuals were unable to consistently access enough nutritious food to live a healthy, active life, or went hungry because they had to skip meals. Hunger has grown into an epidemic, and is still more prevalent than ever, affecting more than just the families living at or below the poverty line. Food insecurity has emerged as a defined reality for hundreds of thousands of hard-working Americans who still cannot keep food on the table. The Food Bank continues our commitment to feed those living with hunger and will be more focused than ever as we deliver care through our programs to serve children, families and seniors.

THE NEED County population¹: 59,418

| Food insecurity ¹ | |
|--|--------------|
| Number of people who are food insecure | 8,680 |
| Percentage of people who are food insecure | 14.6% |
| Children under 18 who are food insecure | 3,440 |
| Percentage of children under 18 who are food insecure | 39.6% |
| Individuals over 18 who are food insecure | 5,240 |
| Percentage of individuals over 18 who are food insecure | 60.4% |
| Individuals over 65 who are living in poverty ² | 861 |

| Hunger ³ | |
|--|--------------|
| Number of children receiving free/reduced school meals | 6,981 |
| Percentage of children receiving free/reduced school meals | 69.9% |
| Unemployment ⁴ | |
| Percentage unemployment June 2017 | 4.8% |

Partner agencies are listed on the reverse side.



¹Feeding America Map the Meal Gap 2015

²North Carolina Department of Health and Human Services <http://www2.ncdhhs.gov/aging/cprofile/cprofile.htm>

³Department of Public Instruction www.dpi.state.nc.us/fbs/resources/data

⁴United States Department of Labor – Bureau of Labor Statistics

2016-2017 LEE COUNTY PROFILE



1,015,717 lbs.
of food distributed
in Lee County



855,341
meals provided
in Lee County

ADDRESSING NEEDS

| | |
|--|------------------------|
| Total lbs. of food distributed by the Food Bank in 2016-2017 | 70 million lbs. |
| Total meals provided in this county | 855,341 |
| Per-meal cost of distributing food in this county | 30¢ |
| Total lbs. of food distributed in this county | 1,015,717 lbs. |
| Total cost of distributing food in this county | \$253,599 |
| Value of food distributed in this county | \$1,757,190 |
| For every dollar donated, how much is spent on food distribution | 97¢ |

Major Local Food Donors:
Wholesalers, retailers, and
grocery chains such as Bimbo
Bakeries, Food Lion, Harris
Teeter, Kroger Stores, Lowes
Foods, Mt. Olive Pickle Co.,
Reser's Fine Foods, Society of
St. Andrew, and Walmart.

LEE COMMUNITY PARTNER AGENCIES

Beaver Creek Church
Bread Basket/Sanford Soup
Bread of Life Ministries
Christian Faith Ministries
Christians United Outreach
Church of God of Prophecy
Ministerios Bethel, Inc.
Monarch Seawell
New Birth Non-Denominational
New Life Praise Church
Salvation Army of Lee County
Sanford Delivery Site

