

2015-2016 JONES COUNTY PROFILE

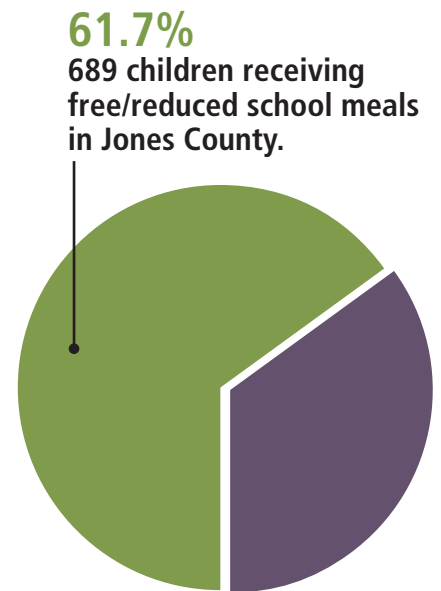
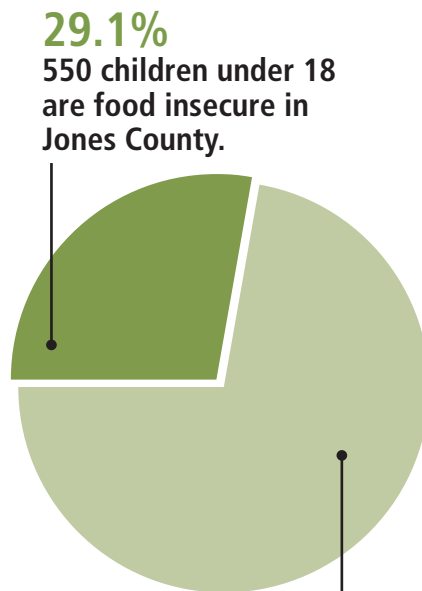
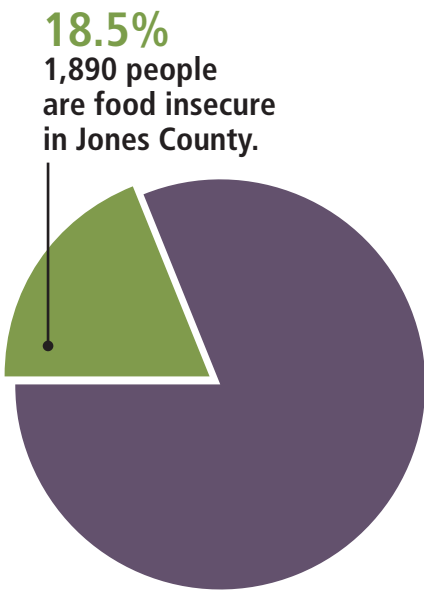
What is the impact of food insecurity in the 34 counties served by the Food Bank of Central & Eastern North Carolina? In our service area, 636,000 individuals were unable to consistently access enough nutritious food to live a healthy, active life, or went hungry because they had to skip meals. Hunger has grown into an epidemic, and is still more prevalent than ever, affecting more than just the families living at or below the poverty line. Food insecurity has emerged as a defined reality for hundreds of thousands of hard-working Americans who still cannot keep food on the table. The Food Bank continues our commitment to feed those living with hunger and will be more focused than ever as we deliver care through our programs to serve children, families and seniors.

THE NEED County population¹: 10,184

Food insecurity ¹	
Number of people who are food insecure	1,890
Percentage of people who are food insecure	18.5%
Children under 18 who are food insecure	550
Percentage of children under 18 who are food insecure	29.1%
Individuals over 18 who are food insecure	1,340
Percentage of individuals over 18 who are food insecure	70.9%
Individuals over 65 who are living in poverty ²	187

Hunger ³	
Number of children receiving free/reduced school meals	689
Percentage of children receiving free/reduced school meals	61.7%
Unemployment ⁴	
Percentage unemployment June 2016	5.1%

Partner agencies are listed on the reverse side.



¹Feeding America Map the Meal Gap 2015

²North Carolina Department of Health and Human Services <http://www2.ncdhhs.gov/aging/cprofile/cprofile.htm>

³Department of Public Instruction www.dpi.state.nc.us/fbs/resources/data

⁴United States Department of Labor – Bureau of Labor Statistics

2015-2016 JONES COUNTY PROFILE



220,843 lbs.
of food distributed
in Jones County



185,973
meals provided
in Jones County



6,646
individuals served
in Jones County

ADDRESSING NEEDS

Total lbs. of food distributed by the Food Bank in 2015-2016	64.4 million lbs.
Total meals provided in this county	185,973
Per-meal cost of distributing food in this county	21¢
Total lbs. of food distributed in this county	220,843 lbs.
Total cost of distributing food in this county	\$38,733
Value of food distributed in this county	\$368,808
Households served in this county ⁵	2,955
Individuals served in this county ⁵	6,646
For every dollar donated, how much is spent on food distribution	97¢

Major Local Food Donors: Wholesalers, retailers, and grocery chains such as Bimbo Bakeries, Bruce Foods Corp., Food Lion, Harris Teeter, Kroger Stores, Lowes Foods, Mt. Olive Pickle Co., Reser's Fine Foods, Society of St. Andrew, Spring Acres, and Walmart.

JONES COMMUNITY PARTNER AGENCIES

Maysville United Methodist
Salvation Army Maysville
New Hope Community Outreach
Coastal Women's Shelter

**FOOD
BANK**



**OF CENTRAL
& EASTERN
NORTH
CAROLINA**

⁵FBCENC Partner Agency Reports, Households/Individuals served 1 or more times.