

2015-2016 HARNETT COUNTY PROFILE

What is the impact of food insecurity in the 34 counties served by the Food Bank of Central & Eastern North Carolina? In our service area, 636,000 individuals were unable to consistently access enough nutritious food to live a healthy, active life, or went hungry because they had to skip meals. Hunger has grown into an epidemic, and is still more prevalent than ever, affecting more than just the families living at or below the poverty line. Food insecurity has emerged as a defined reality for hundreds of thousands of hard-working Americans who still cannot keep food on the table. The Food Bank continues our commitment to feed those living with hunger and will be more focused than ever as we deliver care through our programs to serve children, families and seniors.

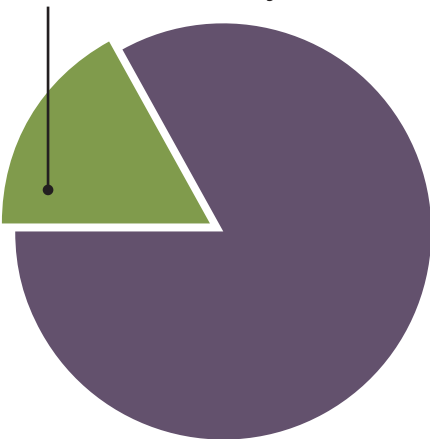
THE NEED County population¹: 121,789

Food insecurity ¹	
Number of people who are food insecure	20,500
Percentage of people who are food insecure	16.8%
Children under 18 who are food insecure	8,040
Percentage of children under 18 who are food insecure	39.2%
Individuals over 18 who are food insecure	12,460
Percentage of individuals over 18 who are food insecure	60.8%
Individuals over 65 who are living in poverty ²	1,490

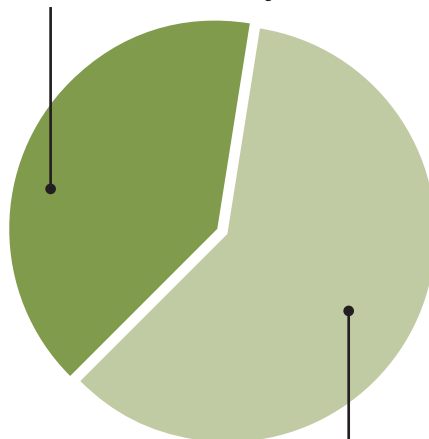
Hunger ³	
Number of children receiving free/reduced school meals	11,995
Percentage of children receiving free/reduced school meals	59.7%
Unemployment ⁴	
Percentage unemployment June 2016	6.0%

Partner agencies are listed on the reverse side.

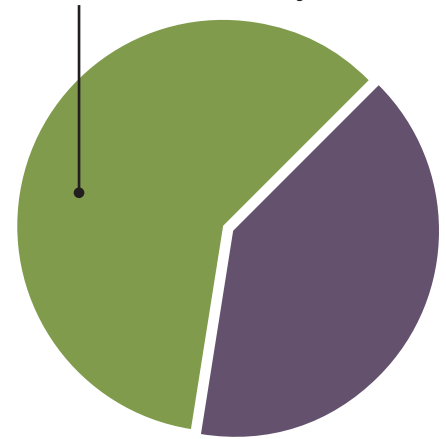
16.8%
20,500 people
are food insecure
in Harnett County.



39.2%
8,040 children under
18 are food insecure
in Harnett County.



59.7%
11,995 children receiving
free/reduced school meals
in Harnett County.



60.8%
12,460 adults over 18
are food insecure in
Harnett County.

**FOOD
BANK**



**OF CENTRAL
& EASTERN
NORTH
CAROLINA**

¹Feeding America Map the Meal Gap 2015

²North Carolina Department of Health and Human Services <http://www2.ncdhhs.gov/aging/cprofile/cprofile.htm>

³Department of Public Instruction www.dpi.state.nc.us/fbs/resources/data

⁴United States Department of Labor – Bureau of Labor Statistics

2015-2016 HARNETT COUNTY PROFILE



1,152,092 lbs.
of food distributed
in Harnett County



970,183
meals provided
in Harnett County



132,389
individuals served
in Harnett County

ADDRESSING NEEDS

Total lbs. of food distributed by the Food Bank in 2015-2016	64.4 million lbs.
Total meals provided in this county	970,183
Per-meal cost of distributing food in this county	26¢
Total lbs. of food distributed in this county	1,152,092 lbs.
Total cost of distributing food in this county	\$253,407
Value of food distributed in this county	\$1,923,994
Households served in this county ⁵	42,857
Individuals served in this county ⁵	132,389
For every dollar donated, how much is spent on food distribution	97¢

Major Local Food Donors: Wholesalers, retailers, and grocery chains such as Bimbo Bakeries, Bruce Foods Corp., Food Lion, Harris Teeter, Kroger Stores, Lowes Foods, Mt. Olive Pickle Co., Reser's Fine Foods, Society of St. Andrew, Spring Acres, and Walmart.

HARNETT COMMUNITY PARTNER AGENCIES

Elmore Blackley Fellowship

Recruiters for Christ Church

Angier Area Food Pantry

S.A.F.E. of Harnett County

Harnett Food Pantry

Deliverance Church

Think Smart Outreach

Glad Tiding Church, Inc./DUMA

The Rising Sun Church of

TMO Foundation Inc.

Coats COGOP

Salvation Army - Dunn

(PAL) City of Dunn

Coats United Methodist Church

Coats Baptist Church

Pleasant Union Christian

**FOOD
BANK**



**OF CENTRAL
& EASTERN
NORTH
CAROLINA**

⁵FBCENC Partner Agency Reports, Households/Individuals served 1 or more times.