

2015-2016 HALIFAX COUNTY PROFILE

What is the impact of food insecurity in the 34 counties served by the Food Bank of Central & Eastern North Carolina? In our service area, 636,000 individuals were unable to consistently access enough nutritious food to live a healthy, active life, or went hungry because they had to skip meals. Hunger has grown into an epidemic, and is still more prevalent than ever, affecting more than just the families living at or below the poverty line. Food insecurity has emerged as a defined reality for hundreds of thousands of hard-working Americans who still cannot keep food on the table. The Food Bank continues our commitment to feed those living with hunger and will be more focused than ever as we deliver care through our programs to serve children, families and seniors.

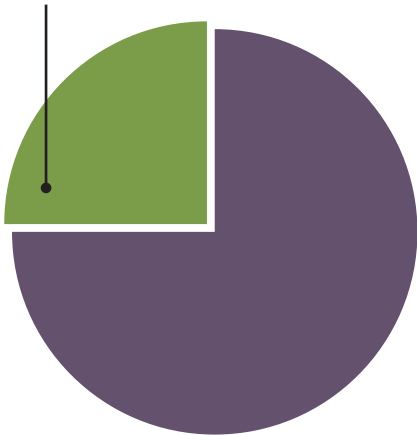
THE NEED County population¹: 53,803

Food insecurity ¹	
Number of people who are food insecure	13,580
Percentage of people who are food insecure	25.2%
Children under 18 who are food insecure	3,410
Percentage of children under 18 who are food insecure	25.1%
Individuals over 18 who are food insecure	10,170
Percentage of individuals over 18 who are food insecure	74.9%
Individuals over 65 who are living in poverty ²	1,534

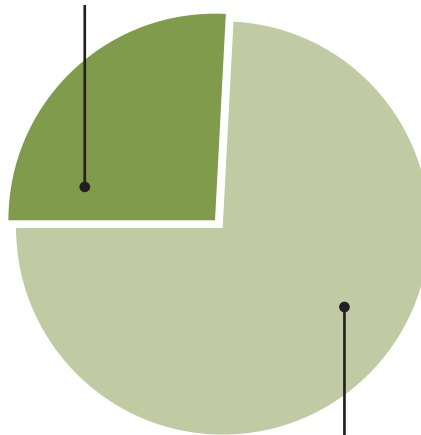
Hunger ³	
Number of children receiving free/reduced school meals	2,455
Percentage of children receiving free/reduced school meals	83.5%
Unemployment ⁴	
Percentage unemployment June 2016	8.2%

Partner agencies are listed on the reverse side.

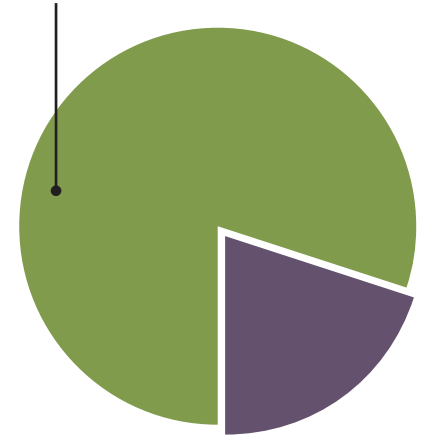
25.2%
13,580 people
are food insecure
in Halifax County.



25.1%
3,410 children under
18 are food insecure
in Halifax County.



83.5%
2,455 children receiving
free/reduced school meals
in Halifax County.



74.9%
10,170 adults over 18
are food insecure in
Halifax County.



OF CENTRAL
& EASTERN
NORTH
CAROLINA

¹Feeding America Map the Meal Gap 2015

²North Carolina Department of Health and Human Services <http://www2.ncdhhs.gov/aging/cprofile/cprofile.htm>

³Department of Public Instruction www.dpi.state.nc.us/fbs/resources/data

⁴United States Department of Labor – Bureau of Labor Statistics

2015-2016 HALIFAX COUNTY PROFILE



1,359,415 lbs.
of food distributed
in Halifax County



1,144,771
meals provided
in Halifax County



40,009
individuals served
in Halifax County

ADDRESSING NEEDS

Total lbs. of food distributed by the Food Bank in 2015-2016	64.4 million lbs.
Total meals provided in this county	1,144,771
Per-meal cost of distributing food in this county	26¢
Total lbs. of food distributed in this county	1,359,415 lbs.
Total cost of distributing food in this county	\$292,477
Value of food distributed in this county	\$2,270,223
Households served in this county ⁵	21,555
Individuals served in this county ⁵	40,009
For every dollar donated, how much is spent on food distribution	97¢

Major Local Food Donors:
Wholesalers, retailers, and
grocery chains such as Bimbo
Bakeries, Bruce Foods Corp.,
Food Lion, Harris Teeter, Kroger
Stores, Lowes Foods, Mt. Olive
Pickle Co., Reser's Fine Foods,
Society of St. Andrew, Spring
Acres, and Walmart.

HALIFAX COMMUNITY PARTNER AGENCIES

Union Mission

Concerned Citizens Of Tillery

Highway Restoration Ministries

Hobgood Citizens Group

Hollister Reach

Pilgrim Way of the Cross

Scotland Neck

My Father's House

London Missionary Baptist

The Way of the Cross Outreach

Twilight Missionary Baptist

Temple Emmanuel Gospel Truth

Breath Of Life Ministries

New Life Fellowship Church

Faith Tabernacle

First Presbyterian Church

Fidellity Baptist Church

Weldon City Schools

**FOOD
BANK**



**OF CENTRAL
& EASTERN
NORTH
CAROLINA**

⁵FBCENC Partner Agency Reports, Households/Individuals served 1 or more times.