

2016-2017 GREENE COUNTY PROFILE

What is the impact of food insecurity in the 34 counties served by the Food Bank of Central & Eastern North Carolina? In our service area, 629,000 individuals were unable to consistently access enough nutritious food to live a healthy, active life, or went hungry because they had to skip meals. Hunger has grown into an epidemic, and is still more prevalent than ever, affecting more than just the families living at or below the poverty line. Food insecurity has emerged as a defined reality for hundreds of thousands of hard-working Americans who still cannot keep food on the table. The Food Bank continues our commitment to feed those living with hunger and will be more focused than ever as we deliver care through our programs to serve children, families and seniors.

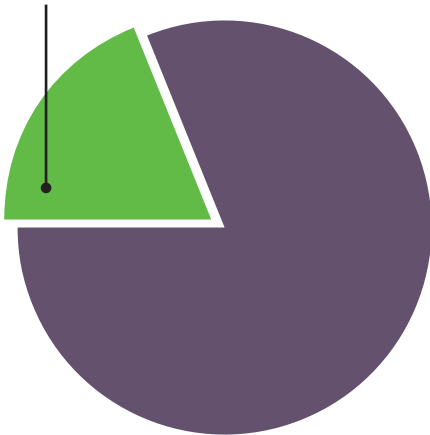
THE NEED County population¹: 21,328

Food insecurity ¹	
Number of people who are food insecure	3,870
Percentage of people who are food insecure	18.2%
Children under 18 who are food insecure	1,140
Percentage of children under 18 who are food insecure	29.5%
Individuals over 18 who are food insecure	2,730
Percentage of individuals over 18 who are food insecure	70.5%
Individuals over 65 who are living in poverty ²	449

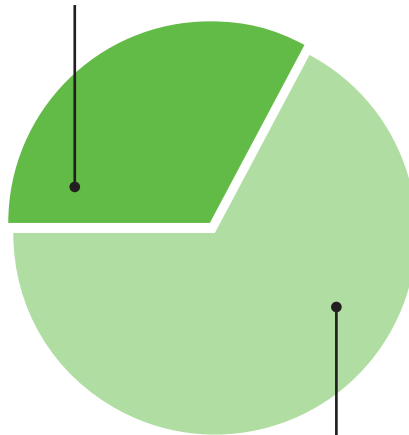
Hunger ³	
Number of children receiving free/reduced school meals	2,561
Percentage of children receiving free/reduced school meals	81.5%
Unemployment ⁴	
Percentage unemployment June 2017	4.5%

Partner agencies are listed on the reverse side.

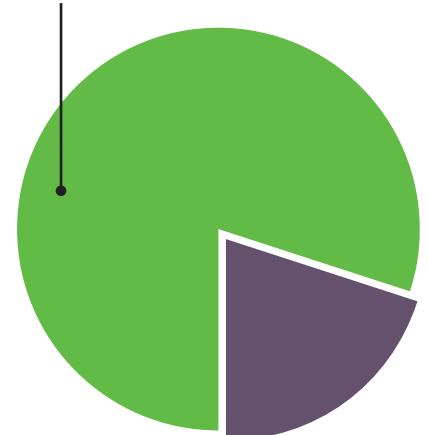
18.2%
3,870 people
are food insecure
in Greene County.



29.5%
1,140 children under
18 are food insecure
in Greene County.



81.5%
2,561 children receiving
free/reduced school meals
in Greene County.



70.5%
2,730 adults over 18
are food insecure in
Greene County.

**FOOD
BANK**



**OF CENTRAL
& EASTERN
NORTH
CAROLINA**

¹Feeding America Map the Meal Gap 2015

²North Carolina Department of Health and Human Services <http://www2.ncdhhs.gov/aging/cprofile/cprofile.htm>

³Department of Public Instruction www.dpi.state.nc.us/fbs/resources/data

⁴United States Department of Labor – Bureau of Labor Statistics

2016-2017 GREENE COUNTY PROFILE



465,462 lbs.
of food distributed
in Greene County



391,968
meals provided
in Greene County

ADDRESSING NEEDS

Total lbs. of food distributed by the Food Bank in 2016-2017	70 million lbs.
Total meals provided in this county	391,968
Per-meal cost of distributing food in this county	28¢
Total lbs. of food distributed in this county	465,462 lbs.
Total cost of distributing food in this county	\$109,049
Value of food distributed in this county	\$805,249
For every dollar donated, how much is spent on food distribution	97¢

Major Local Food Donors:
Wholesalers, retailers, and
grocery chains such as Bimbo
Bakeries, Food Lion, Harris
Teeter, Kroger Stores, Lowes
Foods, Mt. Olive Pickle Co.,
Reser's Fine Foods, Society of
St. Andrew, and Walmart.

GREENE COMMUNITY PARTNER AGENCIES

Greene County Interfaith Volunteers
Ministries of the Bread of Life
Optimal Beginnings, Inc.
Greene County Interfaith
Victory & Dominion World

**FOOD
BANK**



**OF CENTRAL
& EASTERN
NORTH
CAROLINA**