

2015-2016 GRANVILLE COUNTY PROFILE

What is the impact of food insecurity in the 34 counties served by the Food Bank of Central & Eastern North Carolina? In our service area, 636,000 individuals were unable to consistently access enough nutritious food to live a healthy, active life, or went hungry because they had to skip meals. Hunger has grown into an epidemic, and is still more prevalent than ever, affecting more than just the families living at or below the poverty line. Food insecurity has emerged as a defined reality for hundreds of thousands of hard-working Americans who still cannot keep food on the table. The Food Bank continues our commitment to feed those living with hunger and will be more focused than ever as we deliver care through our programs to serve children, families and seniors.

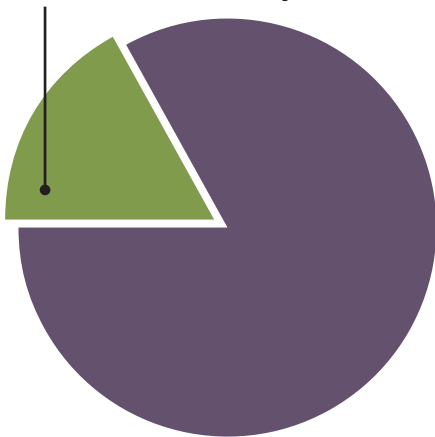
THE NEED County population¹: 57,995

Food insecurity ¹	
Number of people who are food insecure	9,420
Percentage of people who are food insecure	16.3%
Children under 18 who are food insecure	2,750
Percentage of children under 18 who are food insecure	29.2%
Individuals over 18 who are food insecure	6,670
Percentage of individuals over 18 who are food insecure	70.8%
Individuals over 65 who are living in poverty ²	881

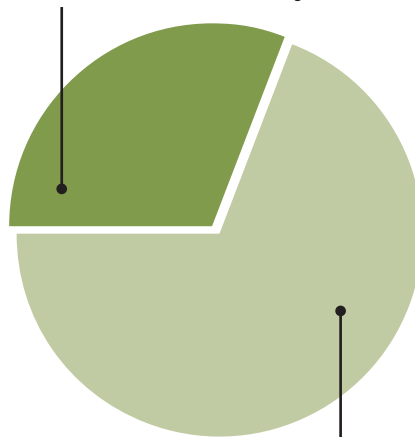
Hunger ³	
Number of children receiving free/reduced school meals	4,828
Percentage of children receiving free/reduced school meals	60.4%
Unemployment ⁴	
Percentage unemployment June 2016	4.5%

Partner agencies are listed on the reverse side.

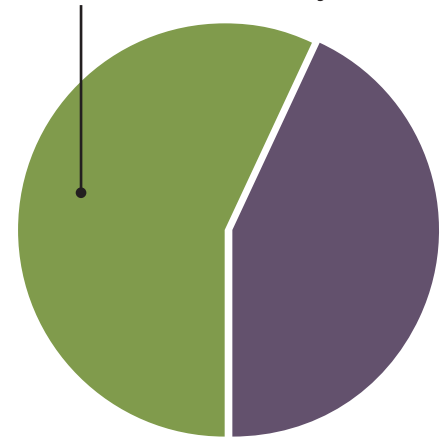
16.3%
9,420 people
are food insecure
in Granville County.



29.2%
2,750 children under
18 are food insecure
in Granville County.



60.4%
4,828 children receiving
free/reduced school meals
in Granville County.



70.8%
6,670 adults over 18
are food insecure in
Granville County.

**FOOD
BANK**



**OF CENTRAL
& EASTERN
NORTH
CAROLINA**

¹Feeding America Map the Meal Gap 2015

²North Carolina Department of Health and Human Services <http://www2.ncdhhs.gov/aging/cprofile/cprofile.htm>

³Department of Public Instruction www.dpi.state.nc.us/fbs/resources/data

⁴United States Department of Labor – Bureau of Labor Statistics

2015-2016 GRANVILLE COUNTY PROFILE



787,468 lbs.
of food distributed
in Granville County



663,131
meals provided
in Granville County



33,228
individuals served
in Granville County

ADDRESSING NEEDS

Total lbs. of food distributed by the Food Bank in 2015-2016	64.4 million lbs.
Total meals provided in this county	663,131
Per-meal cost of distributing food in this county	22¢
Total lbs. of food distributed in this county	787,468 lbs.
Total cost of distributing food in this county	\$145,358
Value of food distributed in this county	\$1,315,072
Households served in this county ⁵	13,861
Individuals served in this county ⁵	33,228
For every dollar donated, how much is spent on food distribution	97¢

Major Local Food Donors:
Wholesalers, retailers, and
grocery chains such as Bimbo
Bakeries, Bruce Foods Corp.,
Food Lion, Harris Teeter, Kroger
Stores, Lowes Foods, Mt. Olive
Pickle Co., Reser's Fine Foods,
Society of St. Andrew, Spring
Acres, and Walmart.

GRANVILLE COMMUNITY PARTNER AGENCIES

Area Congregations in Ministry
Masonic Home for Children
Christian Faith Center
Group Homes Inc.
Belton Creek Baptist Church
First Baptist Church-Creedmoor
Upon This Rock Ministry
Pine Grove Baptist Church
Pettiford Grove Baptist Church
Oxford Speaks



⁵FBCENC Partner Agency Reports, Households/Individuals served 1 or more times.