

# 2016-2017 GRANVILLE COUNTY PROFILE

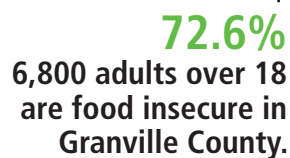
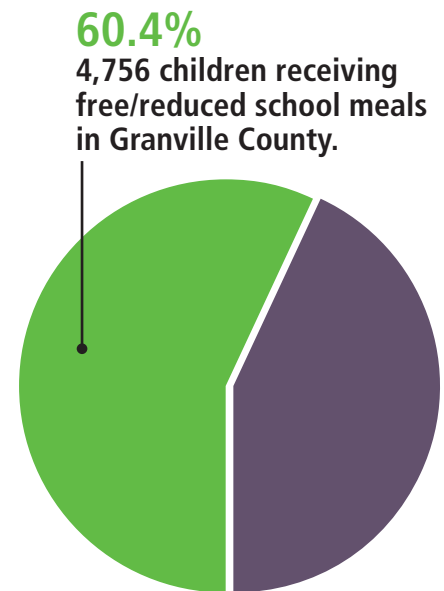
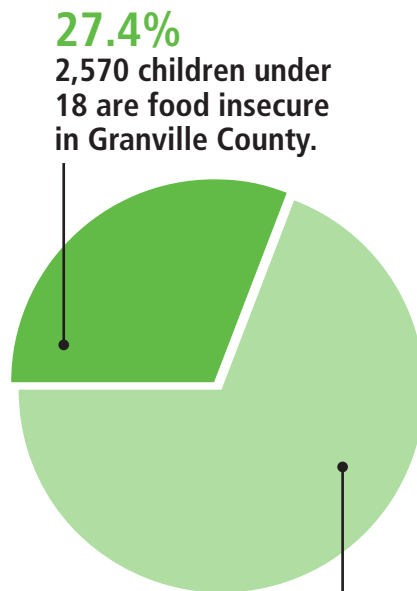
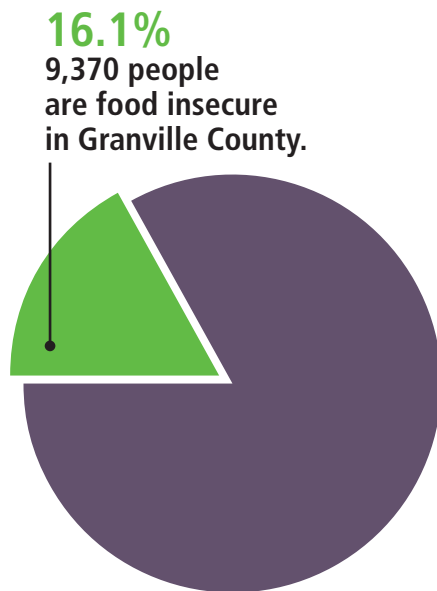
What is the impact of food insecurity in the 34 counties served by the Food Bank of Central & Eastern North Carolina? In our service area, 629,000 individuals were unable to consistently access enough nutritious food to live a healthy, active life, or went hungry because they had to skip meals. Hunger has grown into an epidemic, and is still more prevalent than ever, affecting more than just the families living at or below the poverty line. Food insecurity has emerged as a defined reality for hundreds of thousands of hard-working Americans who still cannot keep food on the table. The Food Bank continues our commitment to feed those living with hunger and will be more focused than ever as we deliver care through our programs to serve children, families and seniors.

## THE NEED County population<sup>1</sup>: 58,109

Food insecurity <sup>1</sup>	
Number of people who are food insecure	<b>9,370</b>
Percentage of people who are food insecure	<b>16.1%</b>
Children under 18 who are food insecure	<b>2,570</b>
Percentage of children under 18 who are food insecure	<b>27.4%</b>
Individuals over 18 who are food insecure	<b>6,800</b>
Percentage of individuals over 18 who are food insecure	<b>72.6%</b>
Individuals over 65 who are living in poverty <sup>2</sup>	<b>1,171</b>

Hunger <sup>3</sup>	
Number of children receiving free/reduced school meals	<b>4,756</b>
Percentage of children receiving free/reduced school meals	<b>60.4%</b>
Unemployment <sup>4</sup>	
Percentage unemployment June 2017	<b>3.6%</b>

Partner agencies are listed on the reverse side.



<sup>1</sup>Feeding America Map the Meal Gap 2015

<sup>2</sup>North Carolina Department of Health and Human Services <http://www2.ncdhhs.gov/aging/cprofile/cprofile.htm>

<sup>3</sup>Department of Public Instruction [www.dpi.state.nc.us/fbs/resources/data](http://www.dpi.state.nc.us/fbs/resources/data)

<sup>4</sup>United States Department of Labor – Bureau of Labor Statistics

# 2016-2017 GRANVILLE COUNTY PROFILE



**789,530 lbs.**  
of food distributed  
in Granville County



**664,867**  
meals provided  
in Granville County

## ADDRESSING NEEDS

Total lbs. of food distributed by the Food Bank in 2016-2017	<b>70 million lbs.</b>
Total meals provided in this county	<b>664,867</b>
Per-meal cost of distributing food in this county	<b>26¢</b>
Total lbs. of food distributed in this county	<b>789,530 lbs.</b>
Total cost of distributing food in this county	<b>\$173,296</b>
Value of food distributed in this county	<b>\$1,365,887</b>
For every dollar donated, how much is spent on food distribution	<b>97¢</b>

Major Local Food Donors:  
Wholesalers, retailers, and  
grocery chains such as Bimbo  
Bakeries, Food Lion, Harris  
Teeter, Kroger Stores, Lowes  
Foods, Mt. Olive Pickle Co.,  
Reser's Fine Foods, Society of  
St. Andrew, and Walmart.

## GRANVILLE COMMUNITY PARTNER AGENCIES

Area Congregations in Ministry  
Belton Creek Baptist Church  
Christian Faith Center  
First Baptist Church  
Group Homes, Inc.  
Masonic Home for Children  
Oxford Speaks  
Pettiford Grove Baptist Church  
Pine Grove Baptist Church  
Upon This Rock Ministry

