

2015-2016 FRANKLIN COUNTY PROFILE

What is the impact of food insecurity in the 34 counties served by the Food Bank of Central & Eastern North Carolina? In our service area, 636,000 individuals were unable to consistently access enough nutritious food to live a healthy, active life, or went hungry because they had to skip meals. Hunger has grown into an epidemic, and is still more prevalent than ever, affecting more than just the families living at or below the poverty line. Food insecurity has emerged as a defined reality for hundreds of thousands of hard-working Americans who still cannot keep food on the table. The Food Bank continues our commitment to feed those living with hunger and will be more focused than ever as we deliver care through our programs to serve children, families and seniors.

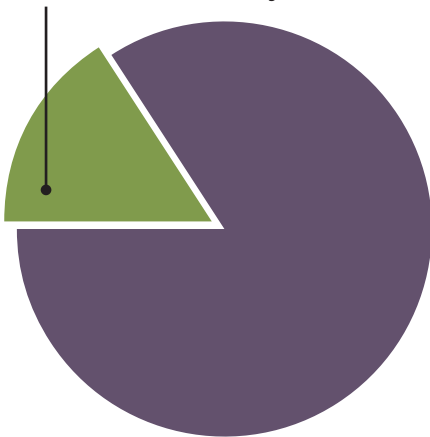
THE NEED County population¹: 61,723

Food insecurity ¹	
Number of people who are food insecure	9,920
Percentage of people who are food insecure	16.1%
Children under 18 who are food insecure	3,190
Percentage of children under 18 who are food insecure	32.2%
Individuals over 18 who are food insecure	6,730
Percentage of individuals over 18 who are food insecure	67.8%
Individuals over 65 who are living in poverty ²	1,092

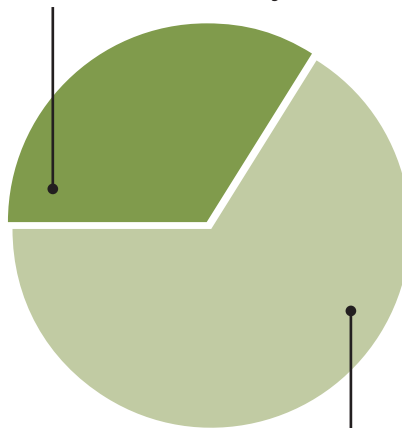
Hunger ³	
Number of children receiving free/reduced school meals	4,807
Percentage of children receiving free/reduced school meals	57.1%
Unemployment ⁴	
Percentage unemployment June 2016	5.3%

Partner agencies are listed on the reverse side.

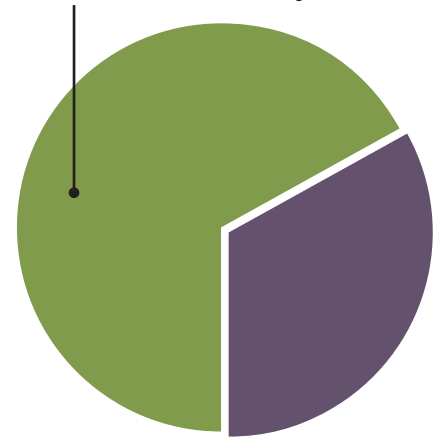
16.1%
9,920 people
are food insecure
in Franklin County.



32.2%
3,190 children under
18 are food insecure
in Franklin County.



57.1%
4,807 children receiving
free/reduced school meals
in Franklin County.



67.8%
6,730 adults over 18
are food insecure in
Franklin County.



¹Feeding America Map the Meal Gap 2015

²North Carolina Department of Health and Human Services <http://www2.ncdhhs.gov/aging/cprofile/cprofile.htm>

³Department of Public Instruction www.dpi.state.nc.us/fbs/resources/data

⁴United States Department of Labor – Bureau of Labor Statistics

2015-2016 FRANKLIN COUNTY PROFILE



1,291,912 lbs.
of food distributed
in Franklin County



1,087,926
meals provided
in Franklin County



94,736
individuals served
in Franklin County

ADDRESSING NEEDS

Total lbs. of food distributed by the Food Bank in 2015-2016	64.4 million lbs.
Total meals provided in this county	1,087,926
Per-meal cost of distributing food in this county	28¢
Total lbs. of food distributed in this county	1,291,912 lbs.
Total cost of distributing food in this county	\$305,533
Value of food distributed in this county	\$2,157,493
Households served in this county ⁵	31,213
Individuals served in this county ⁵	94,736
For every dollar donated, how much is spent on food distribution	97¢

Major Local Food Donors:
Wholesalers, retailers, and
grocery chains such as Bimbo
Bakeries, Bruce Foods Corp.,
Food Lion, Harris Teeter, Kroger
Stores, Lowes Foods, Mt. Olive
Pickle Co., Reser's Fine Foods,
Society of St. Andrew, Spring
Acres, and Walmart.

FRANKLIN COMMUNITY PARTNER AGENCIES

Care and Share, Inc.

Group Homes Inc.

Franklin County Volunteers in God's Vision Ministries

Care & Share of Franklin

Glory Cloud & Fire Ministries

Louisburg Group Home

Kingdom Health Care Inc.

For A Brighter Future

Safe Space, Inc.

Nelson Chapel Baptist Church

The Jesus House of Prayer

Tar River Baptist Association

Our Daily Bread/Franklinton

Oak Level Christian Church

New Life Outreach Ministry

**FOOD
BANK**



**OF CENTRAL
& EASTERN
NORTH
CAROLINA**

⁵FBCENC Partner Agency Reports, Households/Individuals served 1 or more times.