

# 2016-2017 EDGECOMBE COUNTY PROFILE

What is the impact of food insecurity in the 34 counties served by the Food Bank of Central & Eastern North Carolina? In our service area, 629,000 individuals were unable to consistently access enough nutritious food to live a healthy, active life, or went hungry because they had to skip meals. Hunger has grown into an epidemic, and is still more prevalent than ever, affecting more than just the families living at or below the poverty line. Food insecurity has emerged as a defined reality for hundreds of thousands of hard-working Americans who still cannot keep food on the table. The Food Bank continues our commitment to feed those living with hunger and will be more focused than ever as we deliver care through our programs to serve children, families and seniors.

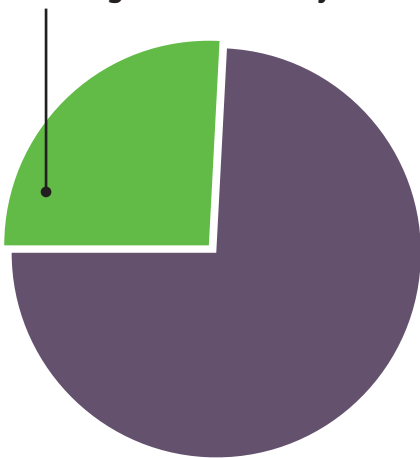
## THE NEED County population<sup>1</sup>: 55,280

Food insecurity <sup>1</sup>	
Number of people who are food insecure	14,380
Percentage of people who are food insecure	26%
Children under 18 who are food insecure	3,730
Percentage of children under 18 who are food insecure	25.9%
Individuals over 18 who are food insecure	10,650
Percentage of individuals over 18 who are food insecure	74.1%
Individuals over 65 who are living in poverty <sup>2</sup>	1,418

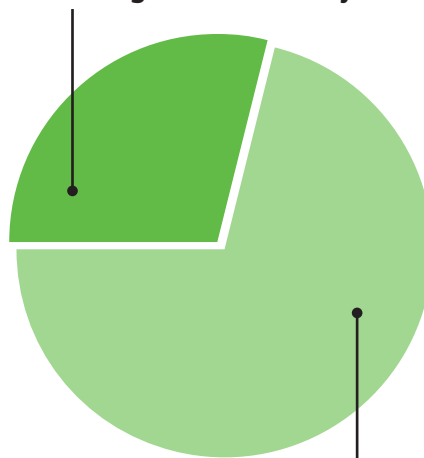
Hunger <sup>3</sup>	
Number of children receiving free/reduced school meals	3,846
Percentage of children receiving free/reduced school meals	64.6%
Unemployment <sup>4</sup>	
Percentage unemployment June 2017	7.3%

Partner agencies are listed on the reverse side.

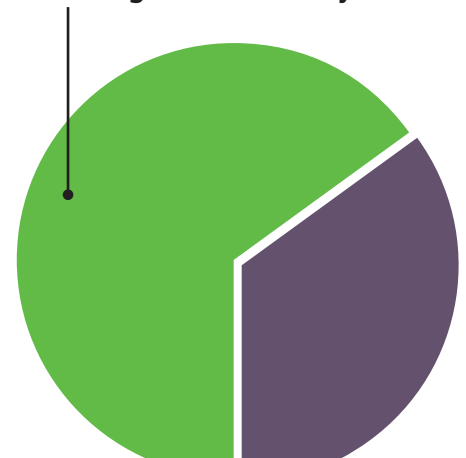
**26%**  
14,380 people  
are food insecure  
in Edgecombe County.



**25.9%**  
3,730 children under  
18 are food insecure  
in Edgecombe County.



**64.6%**  
3,846 children receiving  
free/reduced school meals  
in Edgecombe County.



**74.1%**  
10,650 adults over 18  
are food insecure in  
Edgecombe County.



OF CENTRAL  
& EASTERN  
NORTH  
CAROLINA

<sup>1</sup>Feeding America Map the Meal Gap 2015

<sup>2</sup>North Carolina Department of Health and Human Services <http://www2.ncdhhs.gov/aging/cprofile/cprofile.htm>

<sup>3</sup>Department of Public Instruction [www.dpi.state.nc.us/fbs/resources/data](http://www.dpi.state.nc.us/fbs/resources/data)

<sup>4</sup>United States Department of Labor – Bureau of Labor Statistics

# 2016-2017 EDGECOMBE COUNTY PROFILE



**1,774,419 lbs.**  
of food distributed  
in Edgecombe County



**1,494,248**  
meals provided  
in Edgecombe County



**81,810**  
individuals served  
in Edgecombe County

## ADDRESSING NEEDS

Total lbs. of food distributed by the Food Bank in 2016-2017	<b>70 million lbs.</b>
Total meals provided in this county	<b>1,494,248</b>
Per-meal cost of distributing food in this county	<b>31¢</b>
Total lbs. of food distributed in this county	<b>1,774,419 lbs.</b>
Total cost of distributing food in this county	<b>\$463,195</b>
Value of food distributed in this county	<b>\$3,069,745</b>
Households served in this county <sup>5</sup>	<b>31,519</b>
Individuals served in this county <sup>5</sup>	<b>81,810</b>
For every dollar donated, how much is spent on food distribution	<b>97¢</b>

Major Local Food Donors:  
Wholesalers, retailers, and  
grocery chains such as Bimbo  
Bakeries, Food Lion, Harris  
Teeter, Kroger Stores, Lowes  
Foods, Mt. Olive Pickle Co.,  
Reser's Fine Foods, Society of  
St. Andrew, and Walmart.

## EDGECOMBE COMMUNITY PARTNER AGENCIES

Adult Day Health Activity Center

Conetoe Family Life Center

Fellowship of Christ Church

Gibraltar -Church on the Rock

Greater Word of Life

Living Waters Ministries

Loving Light Community

New Destiny Outreach

New Jerusalem Pentecostal

Open Door Ministry of Faith

Refreshing Springs Church

Regeneration Development

St. James Missionary Baptist

Tarboro Community Outreach

The Wright's Center, Inc.

Truth Foundational Ministries

Word of Life International

**FOOD  
BANK**



**OF CENTRAL  
& EASTERN  
NORTH  
CAROLINA**

<sup>5</sup>FBCENC Partner Agency Reports, Households/Individuals served 1 or more times.