

2015-2016 DUPLIN COUNTY PROFILE

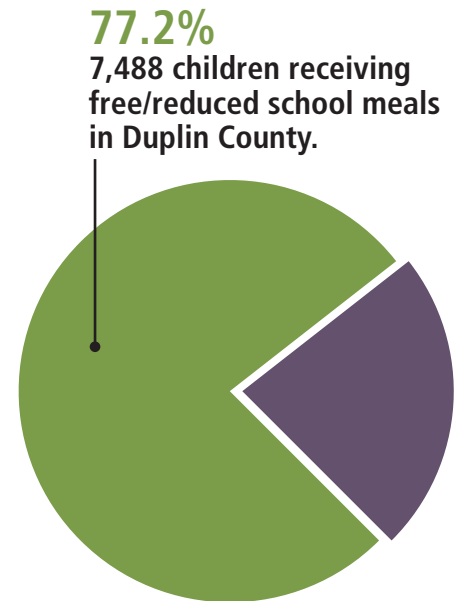
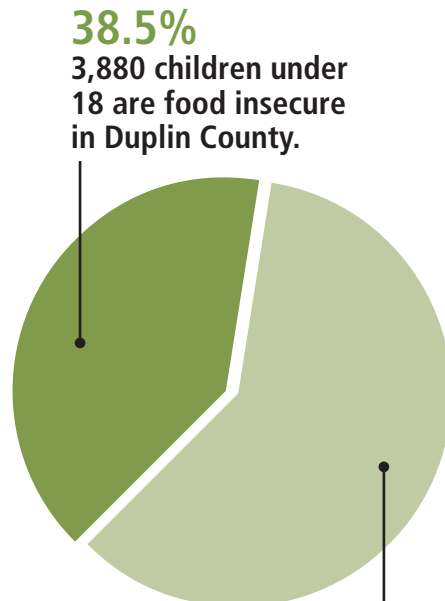
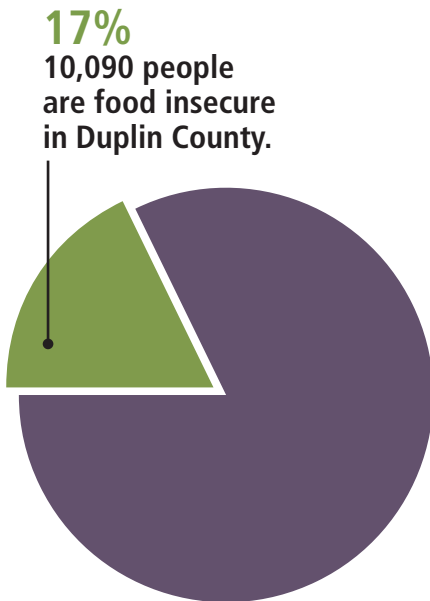
What is the impact of food insecurity in the 34 counties served by the Food Bank of Central & Eastern North Carolina? In our service area, 636,000 individuals were unable to consistently access enough nutritious food to live a healthy, active life, or went hungry because they had to skip meals. Hunger has grown into an epidemic, and is still more prevalent than ever, affecting more than just the families living at or below the poverty line. Food insecurity has emerged as a defined reality for hundreds of thousands of hard-working Americans who still cannot keep food on the table. The Food Bank continues our commitment to feed those living with hunger and will be more focused than ever as we deliver care through our programs to serve children, families and seniors.

THE NEED County population¹: 59,455

Food insecurity ¹	
Number of people who are food insecure	10,090
Percentage of people who are food insecure	17.0%
Children under 18 who are food insecure	3,880
Percentage of children under 18 who are food insecure	38.5%
Individuals over 18 who are food insecure	6,210
Percentage of individuals over 18 who are food insecure	61.5%
Individuals over 65 who are living in poverty ²	1,630

Hunger ³	
Number of children receiving free/reduced school meals	7,488
Percentage of children receiving free/reduced school meals	77.2%
Unemployment ⁴	
Percentage unemployment June 2016	5.5%

Partner agencies are listed on the reverse side.



¹Feeding America Map the Meal Gap 2015

²North Carolina Department of Health and Human Services <http://www2.ncdhhs.gov/aging/cprofile/cprofile.htm>

³Department of Public Instruction www.dpi.state.nc.us/fbs/resources/data

⁴United States Department of Labor – Bureau of Labor Statistics

2015-2016 DUPLIN COUNTY PROFILE



1,005,607 lbs.
of food distributed
in Duplin County



846,827
meals provided
in Duplin County



41,343
individuals served
in Duplin County

ADDRESSING NEEDS

Total lbs. of food distributed by the Food Bank in 2015-2016	64.4 million lbs.
Total meals provided in this county	846,827
Per-meal cost of distributing food in this county	28¢
Total lbs. of food distributed in this county	1,005,607 lbs.
Total cost of distributing food in this county	\$237,615
Value of food distributed in this county	\$1,679,364
Households served in this county ⁵	18,334
Individuals served in this county ⁵	41,343
For every dollar donated, how much is spent on food distribution	97¢

Major Local Food Donors:
Wholesalers, retailers, and
grocery chains such as Bimbo
Bakeries, Bruce Foods Corp.,
Food Lion, Harris Teeter, Kroger
Stores, Lowes Foods, Mt. Olive
Pickle Co., Reser's Fine Foods,
Society of St. Andrew, Spring
Acres, and Walmart.

DUPLIN COMMUNITY PARTNER AGENCIES

Word of Faith Fellowship
Wallace Church of God
Potter's Wheel Ministries
East Duplin Christian Outreach
First Missionary Baptist
Duplin Christian Outreach
Warsaw Baptist Church
Warsaw United Methodist
First Baptist Church
D N A Afterschool
Diversity Nurtures



⁵FBCENC Partner Agency Reports, Households/Individuals served 1 or more times.