

2016-2017 DUPLIN COUNTY PROFILE

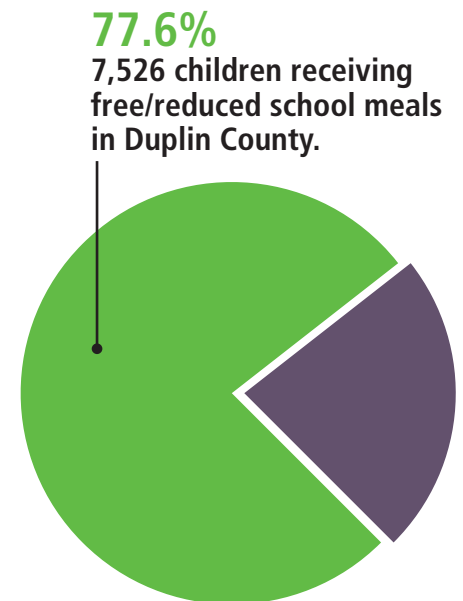
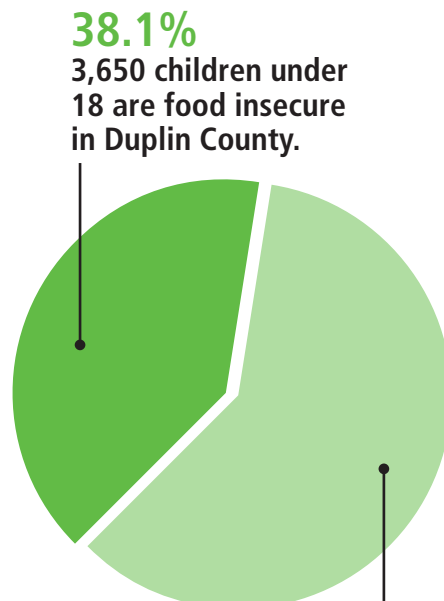
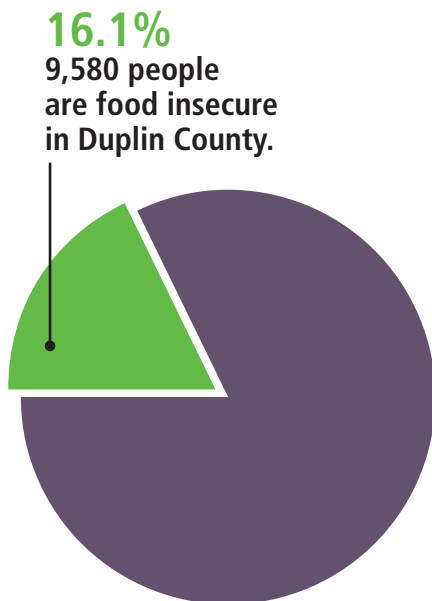
What is the impact of food insecurity in the 34 counties served by the Food Bank of Central & Eastern North Carolina? In our service area, 629,000 individuals were unable to consistently access enough nutritious food to live a healthy, active life, or went hungry because they had to skip meals. Hunger has grown into an epidemic, and is still more prevalent than ever, affecting more than just the families living at or below the poverty line. Food insecurity has emerged as a defined reality for hundreds of thousands of hard-working Americans who still cannot keep food on the table. The Food Bank continues our commitment to feed those living with hunger and will be more focused than ever as we deliver care through our programs to serve children, families and seniors.

THE NEED County population¹: 59,453

Food insecurity ¹	
Number of people who are food insecure	9,580
Percentage of people who are food insecure	16.1%
Children under 18 who are food insecure	3,650
Percentage of children under 18 who are food insecure	38.1%
Individuals over 18 who are food insecure	5,930
Percentage of individuals over 18 who are food insecure	61.9%
Individuals over 65 who are living in poverty ²	1,452

Hunger ³	
Number of children receiving free/reduced school meals	7,526
Percentage of children receiving free/reduced school meals	77.6%
Unemployment ⁴	
Percentage unemployment June 2017	4.6%

Partner agencies are listed on the reverse side.



¹Feeding America Map the Meal Gap 2015

²North Carolina Department of Health and Human Services <http://www2.ncdhhs.gov/aging/cprofile/cprofile.htm>

³Department of Public Instruction www.dpi.state.nc.us/fbs/resources/data

⁴United States Department of Labor – Bureau of Labor Statistics

2016-2017 DUPLIN COUNTY PROFILE



973,798 lbs.
of food distributed
in Duplin County



820,040
meals provided
in Duplin County

ADDRESSING NEEDS

Total lbs. of food distributed by the Food Bank in 2016-2017	70 million lbs.
Total meals provided in this county	820,040
Per-meal cost of distributing food in this county	30¢
Total lbs. of food distributed in this county	973,798 lbs.
Total cost of distributing food in this county	\$246,741
Value of food distributed in this county	\$1,684,671
For every dollar donated, how much is spent on food distribution	97¢

Major Local Food Donors: Wholesalers, retailers, and grocery chains such as Bimbo Bakeries, Food Lion, Harris Teeter, Kroger Stores, Lowes Foods, Mt. Olive Pickle Co., Reser's Fine Foods, Society of St. Andrew, and Walmart.

DUPLIN COMMUNITY PARTNER AGENCIES

- Diversity Nurtures
- Duplin Christian Outreach
- East Duplin Christian Outreach
- Mt. Zion United Holy Church
- Potter's Wheel Ministries
- Wallace Church of God
- Warsaw Baptist Church
- Warsaw United Methodist
- Word of Faith Fellowship

