

2015-2016 CRAVEN COUNTY PROFILE


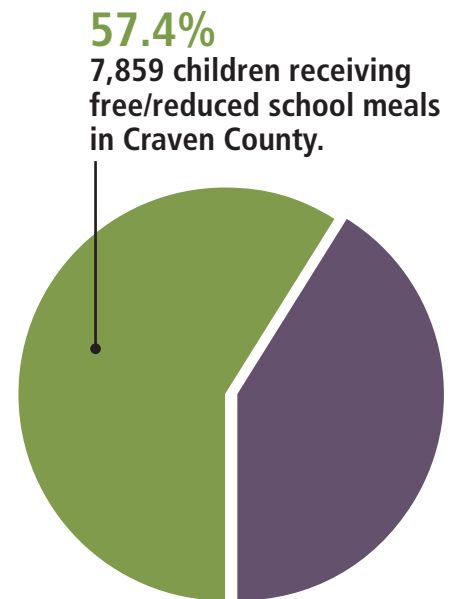
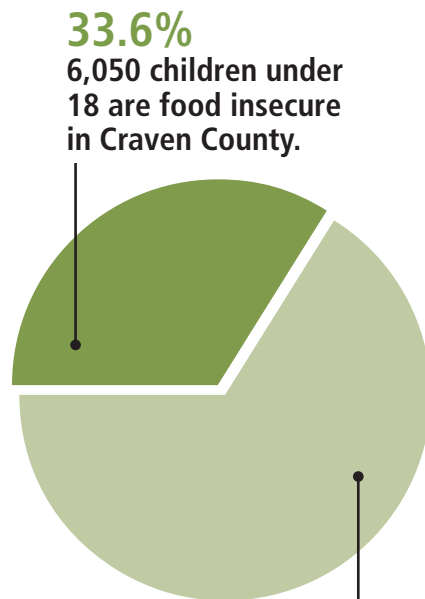
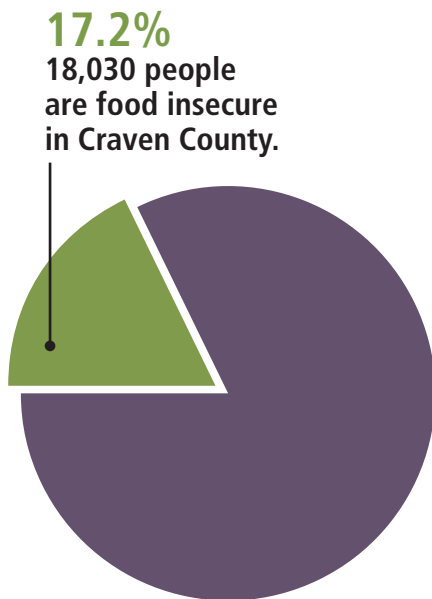
What is the impact of food insecurity in the 34 counties served by the Food Bank of Central & Eastern North Carolina? In our service area, 636,000 individuals were unable to consistently access enough nutritious food to live a healthy, active life, or went hungry because they had to skip meals. Hunger has grown into an epidemic, and is still more prevalent than ever, affecting more than just the families living at or below the poverty line. Food insecurity has emerged as a defined reality for hundreds of thousands of hard-working Americans who still cannot keep food on the table. The Food Bank continues our commitment to feed those living with hunger and will be more focused than ever as we deliver care through our programs to serve children, families and seniors.

THE NEED County population¹: 104,574

Food insecurity ¹	
Number of people who are food insecure	18,030
Percentage of people who are food insecure	17.2%
Children under 18 who are food insecure	6,050
Percentage of children under 18 who are food insecure	33.6%
Individuals over 18 who are food insecure	11,980
Percentage of individuals over 18 who are food insecure	66.4%
Individuals over 65 who are living in poverty ²	1,386

Hunger ³	
Number of children receiving free/reduced school meals	7,859
Percentage of children receiving free/reduced school meals	57.4%
Unemployment ⁴	
Percentage unemployment June 2016	6.5%

Partner agencies are listed on the reverse side.



¹Feeding America Map the Meal Gap 2015

²North Carolina Department of Health and Human Services <http://www2.ncdhhs.gov/aging/cprofile/cprofile.htm>

³Department of Public Instruction www.dpi.state.nc.us/fbs/resources/data

⁴United States Department of Labor – Bureau of Labor Statistics


2015-2016 CRAVEN COUNTY PROFILE



1,393,690 lbs.
of food distributed
in Craven County



1,173,634
meals provided
in Craven County



58,915
individuals served
in Craven County

ADDRESSING NEEDS

Total lbs. of food distributed by the Food Bank in 2015-2016	64.4 million lbs.
Total meals provided in this county	1,173,634
Per-meal cost of distributing food in this county	23¢
Total lbs. of food distributed in this county	1,393,690 lbs.
Total cost of distributing food in this county	\$266,788
Value of food distributed in this county	\$2,327,462
Households served in this county ⁵	27,354
Individuals served in this county ⁵	58,915
For every dollar donated, how much is spent on food distribution	97¢

Major Local Food Donors:
Wholesalers, retailers, and grocery chains such as Bimbo Bakeries, Bruce Foods Corp., Food Lion, Harris Teeter, Kroger Stores, Lowes Foods, Mt. Olive Pickle Co., Reser's Fine Foods, Society of St. Andrew, Spring Acres, and Walmart.

CRAVEN COMMUNITY PARTNER AGENCIES

Religious Community Services
Coastal Women's Shelter
Salvation Army-New Bern
Ephesus SDA Church
Abundant Life Miracle Center
Living Bread Holiness Church
Vanceboro Christian Help Cente
Vanceboro Group Home
Spencer's Place Group Home
Word of God Christian Center
Jericho Junction
Havelock Cherry Point
Area Day Reporting Program

Cornerstone Assembly
First United Methodist Church
Peletah Ministries
Tabernacle Baptist Church
United Missionary
First United Methodist Church
New Life Church
Freedom Family Foundation, Inc.
St. Andrew's Lutheran Church
Backpack Blessings
Garber United Methodist Church
Boys & Girls Club of Coastal
Vanceboro United Methodist

Cherry Point United Methodist
Undenominational Pentecostal
St. Johns United Missionary



⁵FBCENC Partner Agency Reports, Households/Individuals served 1 or more times.