

# 2016-2017 CRAVEN COUNTY PROFILE

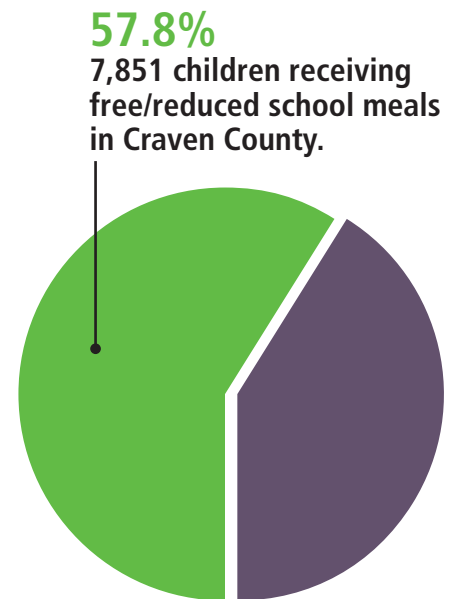
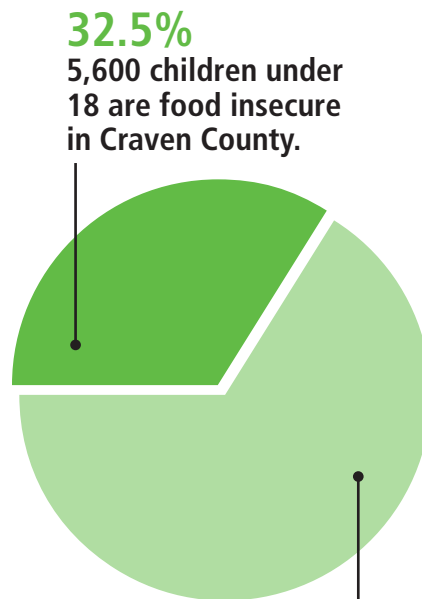
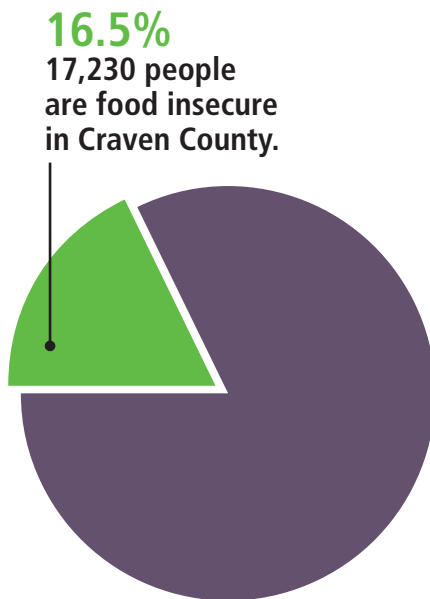
What is the impact of food insecurity in the 34 counties served by the Food Bank of Central & Eastern North Carolina? In our service area, 629,000 individuals were unable to consistently access enough nutritious food to live a healthy, active life, or went hungry because they had to skip meals. Hunger has grown into an epidemic, and is still more prevalent than ever, affecting more than just the families living at or below the poverty line. Food insecurity has emerged as a defined reality for hundreds of thousands of hard-working Americans who still cannot keep food on the table. The Food Bank continues our commitment to feed those living with hunger and will be more focused than ever as we deliver care through our programs to serve children, families and seniors.

## THE NEED County population<sup>1</sup>: 104,450

Food insecurity <sup>1</sup>	
Number of people who are food insecure	17,230
Percentage of people who are food insecure	16.5%
Children under 18 who are food insecure	5,600
Percentage of children under 18 who are food insecure	32.5%
Individuals over 18 who are food insecure	11,630
Percentage of individuals over 18 who are food insecure	67.5%
Individuals over 65 who are living in poverty <sup>2</sup>	1,222

Hunger <sup>3</sup>	
Number of children receiving free/reduced school meals	7,851
Percentage of children receiving free/reduced school meals	57.8%
Unemployment <sup>4</sup>	
Percentage unemployment June 2017	4.4%

Partner agencies are listed on the reverse side.



<sup>1</sup>Feeding America Map the Meal Gap 2015

<sup>2</sup>North Carolina Department of Health and Human Services <http://www2.ncdhhs.gov/aging/cprofile/cprofile.htm>

<sup>3</sup>Department of Public Instruction [www.dpi.state.nc.us/fbs/resources/data](http://www.dpi.state.nc.us/fbs/resources/data)

<sup>4</sup>United States Department of Labor – Bureau of Labor Statistics

# 2016-2017 CRAVEN COUNTY PROFILE



**2,160,549 lbs.**  
of food distributed  
in Craven County



**1,819,410**  
meals provided  
in Craven County

## ADDRESSING NEEDS

Total lbs. of food distributed by the Food Bank in 2016-2017	<b>70 million lbs.</b>
Total meals provided in this county	<b>1,819,410</b>
Per-meal cost of distributing food in this county	<b>23¢</b>
Total lbs. of food distributed in this county	<b>2,160,549 lbs.</b>
Total cost of distributing food in this county	<b>\$427,262</b>
Value of food distributed in this county	<b>\$3,737,750</b>
For every dollar donated, how much is spent on food distribution	<b>97¢</b>

Major Local Food Donors:  
Wholesalers, retailers, and  
grocery chains such as Bimbo  
Bakeries, Food Lion, Harris  
Teeter, Kroger Stores, Lowes  
Foods, Mt. Olive Pickle Co.,  
Reser's Fine Foods, Society of  
St. Andrew, and Walmart.

## CRAVEN COMMUNITY PARTNER AGENCIES

Abundant Life Miracle Center

Acts of Mercy, Inc.

ARC of NC

Area Day Reporting Program

Boys & Girls Club of Coastal

Bryant's Chapel Church

Cherry Point United Methodist

Christ Episcopal Church

Coastal Women's Shelter

Cornerstone Assembly

Ephesus SDA Church

First United Methodist Church

Freedom Family Foundation, Inc.

Garber United Methodist Church

Havelock Cherry Point

Living Bread Holiness Church

New Bern High School

New Bern Older Adult Housing

New Life Church

Peletah Ministries

Religious Community Services

Salvation Army-New Bern

SNL Church

Spencer's Place Group Home

St. Andrew's Lutheran Church

St. Johns United Missionary

Tabernacle Baptist Church

The Church at New Bern

Undenominational Pentecostal

United Missionary

Vanceboro Christian Help

Vanceboro Group Home

Vanceboro United Methodist

Word of God Christian Center

**FOOD  
BANK**



**OF CENTRAL  
& EASTERN  
NORTH  
CAROLINA**