

2015-2016 COLUMBUS COUNTY PROFILE


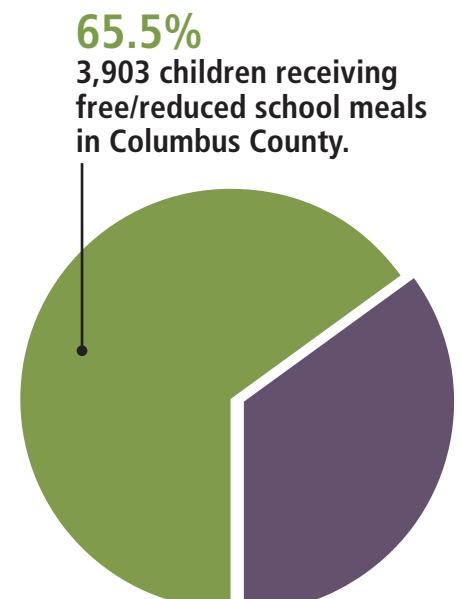
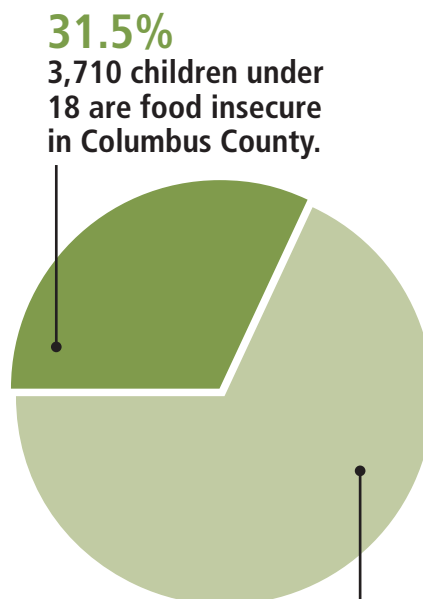
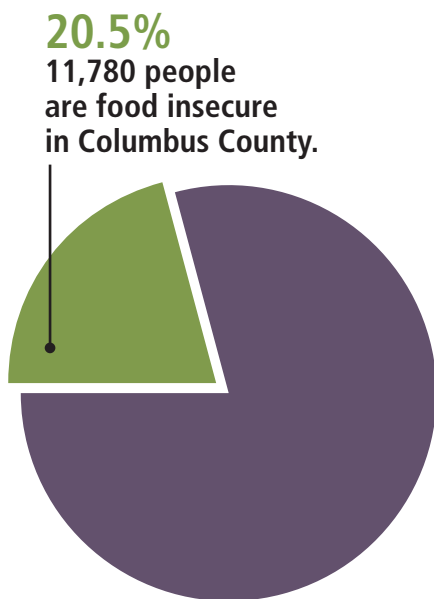
What is the impact of food insecurity in the 34 counties served by the Food Bank of Central & Eastern North Carolina? In our service area, 636,000 individuals were unable to consistently access enough nutritious food to live a healthy, active life, or went hungry because they had to skip meals. Hunger has grown into an epidemic, and is still more prevalent than ever, affecting more than just the families living at or below the poverty line. Food insecurity has emerged as a defined reality for hundreds of thousands of hard-working Americans who still cannot keep food on the table. The Food Bank continues our commitment to feed those living with hunger and will be more focused than ever as we deliver care through our programs to serve children, families and seniors.

THE NEED County population¹: 57,512

Food insecurity ¹	
Number of people who are food insecure	11,780
Percentage of people who are food insecure	20.5%
Children under 18 who are food insecure	3,710
Percentage of children under 18 who are food insecure	31.5%
Individuals over 18 who are food insecure	8,070
Percentage of individuals over 18 who are food insecure	68.5%
Individuals over 65 who are living in poverty ²	1,231

Hunger ³	
Number of children receiving free/reduced school meals	3,903
Percentage of children receiving free/reduced school meals	65.5%
Unemployment ⁴	
Percentage unemployment June 2016	6.4%

Partner agencies are listed on the reverse side.



¹Feeding America Map the Meal Gap 2015

²North Carolina Department of Health and Human Services <http://www2.ncdhhs.gov/aging/cprofile/cprofile.htm>

³Department of Public Instruction www.dpi.state.nc.us/fbs/resources/data

⁴United States Department of Labor – Bureau of Labor Statistics

2015-2016 COLUMBUS COUNTY PROFILE



1,200,620 lbs.
of food distributed
in Columbus County



1,011,048
meals provided
in Columbus County



99,053
individuals served
in Columbus County

ADDRESSING NEEDS

Total lbs. of food distributed by the Food Bank in 2015-2016	64.4 million lbs.
Total meals provided in this county	1,011,048
Per-meal cost of distributing food in this county	23¢
Total lbs. of food distributed in this county	1,200,620 lbs.
Total cost of distributing food in this county	\$230,715
Value of food distributed in this county	\$2,005,035
Households served in this county ⁵	37,831
Individuals served in this county ⁵	99,053
For every dollar donated, how much is spent on food distribution	97¢

Major Local Food Donors: Wholesalers, retailers, and grocery chains such as Bimbo Bakeries, Bruce Foods Corp., Food Lion, Harris Teeter, Kroger Stores, Lowes Foods, Mt. Olive Pickle Co., Reser's Fine Foods, Society of St. Andrew, Spring Acres, and Walmart.

COLUMBUS COMMUNITY PARTNER AGENCIES

Believers Home Fellowship
Farmers Union Developmental
Farmers Union CDC
Harvest Table
Living Word Church
First Baptist Church of Lake
Men and Women United for
Bogue Community Citizens
Southeastern Church of God
Greater Restoration

Western Prong Baptist Church
Lake Waccamaw UMC
Chadbourn Elementary
Facts of Life Church

**FOOD
BANK**



**OF CENTRAL
& EASTERN
NORTH
CAROLINA**

⁵FBCENC Partner Agency Reports, Households/Individuals served 1 or more times.