

2016-2017 COLUMBUS COUNTY PROFILE


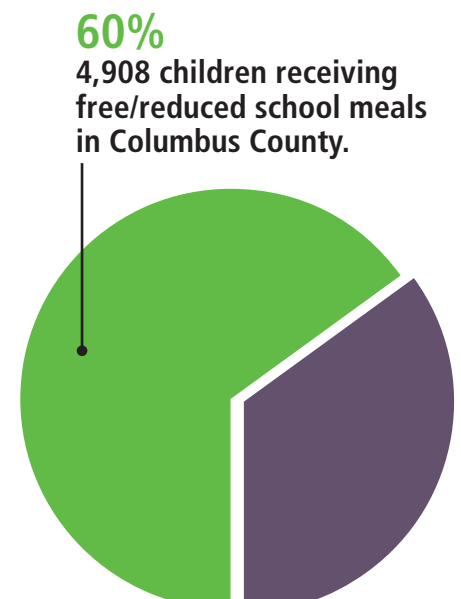
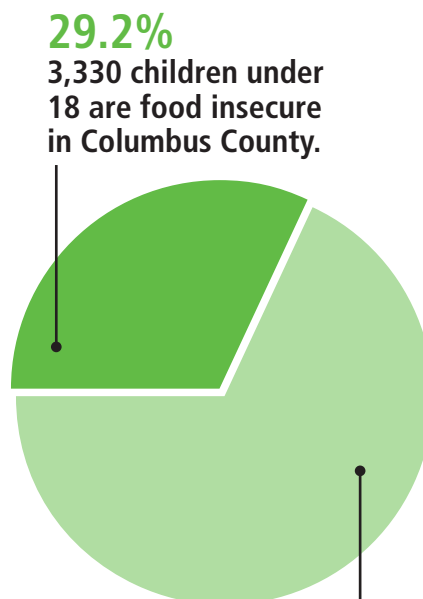
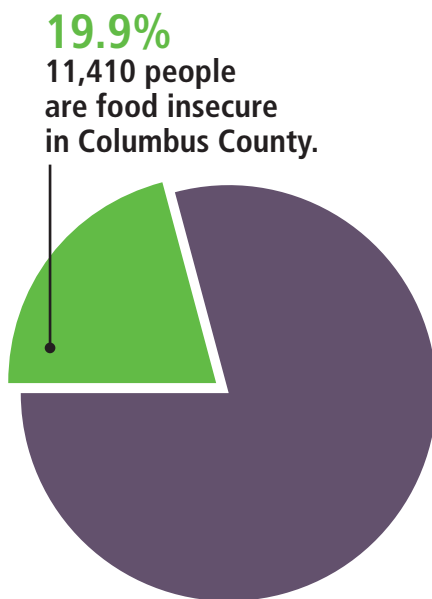
What is the impact of food insecurity in the 34 counties served by the Food Bank of Central & Eastern North Carolina? In our service area, 629,000 individuals were unable to consistently access enough nutritious food to live a healthy, active life, or went hungry because they had to skip meals. Hunger has grown into an epidemic, and is still more prevalent than ever, affecting more than just the families living at or below the poverty line. Food insecurity has emerged as a defined reality for hundreds of thousands of hard-working Americans who still cannot keep food on the table. The Food Bank continues our commitment to feed those living with hunger and will be more focused than ever as we deliver care through our programs to serve children, families and seniors.

THE NEED County population¹: 57,230

Food insecurity ¹	
Number of people who are food insecure	11,410
Percentage of people who are food insecure	19.9%
Children under 18 who are food insecure	3,330
Percentage of children under 18 who are food insecure	29.2%
Individuals over 18 who are food insecure	8,080
Percentage of individuals over 18 who are food insecure	70.8%
Individuals over 65 who are living in poverty ²	1,362

Hunger ³	
Number of children receiving free/reduced school meals	4,908
Percentage of children receiving free/reduced school meals	60%
Unemployment ⁴	
Percentage unemployment June 2017	5.2%

Partner agencies are listed on the reverse side.



¹Feeding America Map the Meal Gap 2015

²North Carolina Department of Health and Human Services <http://www2.ncdhhs.gov/aging/cprofile/cprofile.htm>

³Department of Public Instruction www.dpi.state.nc.us/fbs/resources/data

⁴United States Department of Labor – Bureau of Labor Statistics

2016-2017 COLUMBUS COUNTY PROFILE



1,762,055 lbs.
of food distributed
in Columbus County



1,483,836
meals provided
in Columbus County

ADDRESSING NEEDS

Total lbs. of food distributed by the Food Bank in 2016-2017	70 million lbs.
Total meals provided in this county	1,483,836
Per-meal cost of distributing food in this county	24¢
Total lbs. of food distributed in this county	1,762,055 lbs.
Total cost of distributing food in this county	\$358,587
Value of food distributed in this county	\$3,048,355
For every dollar donated, how much is spent on food distribution	97¢

Major Local Food Donors:
Wholesalers, retailers, and
grocery chains such as Bimbo
Bakeries, Food Lion, Harris
Teeter, Kroger Stores, Lowes
Foods, Mt. Olive Pickle Co.,
Reser's Fine Foods, Society of
St. Andrew, and Walmart.

COLUMBUS COMMUNITY PARTNER AGENCIES

Believers Home Fellowship

Bogue Community Citizens

Facts of Life Church

Farmers Union Developmental

First Baptist Church of Lake

Greater Restoration

Harvest Table

Lifesavers Outreach

Living Word Church

Men and Women United for Youth and Families

Southeastern Church of God

St. Paul's A.M.E. Zion Church

**FOOD
BANK**



**OF CENTRAL
& EASTERN
NORTH
CAROLINA**