

2015-2016 CHATHAM COUNTY PROFILE


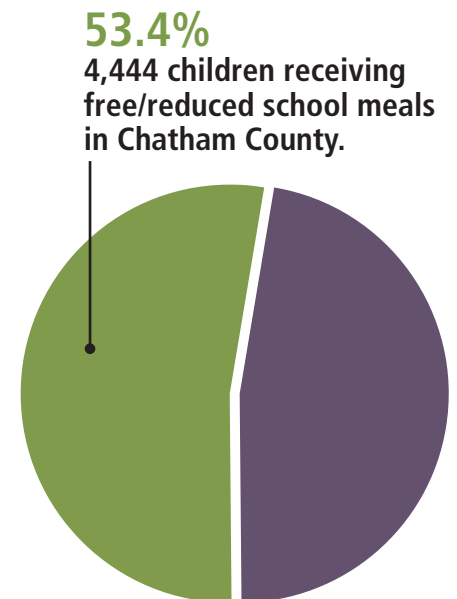
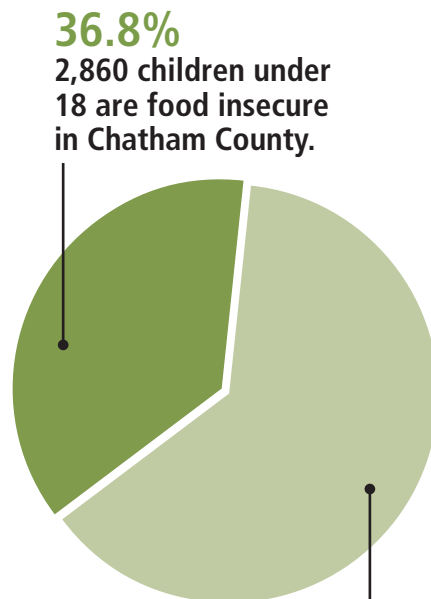
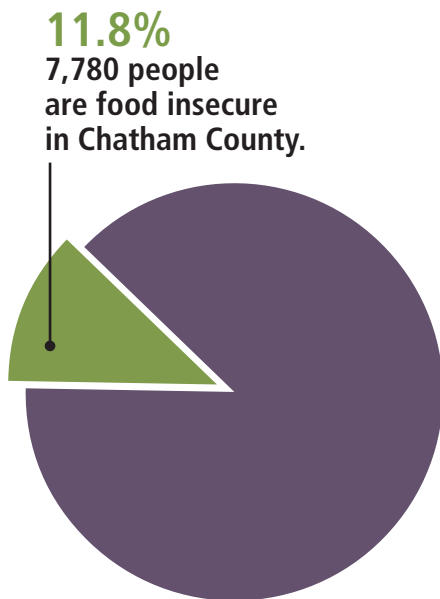
What is the impact of food insecurity in the 34 counties served by the Food Bank of Central & Eastern North Carolina? In our service area, 636,000 individuals were unable to consistently access enough nutritious food to live a healthy, active life, or went hungry because they had to skip meals. Hunger has grown into an epidemic, and is still more prevalent than ever, affecting more than just the families living at or below the poverty line. Food insecurity has emerged as a defined reality for hundreds of thousands of hard-working Americans who still cannot keep food on the table. The Food Bank continues our commitment to feed those living with hunger and will be more focused than ever as we deliver care through our programs to serve children, families and seniors.

THE NEED County population¹: 66,050

Food insecurity ¹	
Number of people who are food insecure	7,780
Percentage of people who are food insecure	11.8%
Children under 18 who are food insecure	2,860
Percentage of children under 18 who are food insecure	36.8%
Individuals over 18 who are food insecure	4,920
Percentage of individuals over 18 who are food insecure	63.2%
Individuals over 65 who are living in poverty ²	832

Hunger ³	
Number of children receiving free/reduced school meals	4,444
Percentage of children receiving free/reduced school meals	53.4%
Unemployment ⁴	
Percentage unemployment June 2016	4.4%

Partner agencies are listed on the reverse side.



¹Feeding America Map the Meal Gap 2015

²North Carolina Department of Health and Human Services <http://www2.ncdhhs.gov/aging/cprofile/cprofile.htm>

³Department of Public Instruction www.dpi.state.nc.us/fbs/resources/data

⁴United States Department of Labor – Bureau of Labor Statistics

2015-2016 CHATHAM COUNTY PROFILE



698,137 lbs.
of food distributed
in Chatham County



587,905
meals provided
in Chatham County



89,172
individuals served
in Chatham County

ADDRESSING NEEDS

Total lbs. of food distributed by the Food Bank in 2015-2016	64.4 million lbs.
Total meals provided in this county	587,905
Per-meal cost of distributing food in this county	22¢
Total lbs. of food distributed in this county	698,137 lbs.
Total cost of distributing food in this county	\$129,230
Value of food distributed in this county	\$1,165,889
Households served in this county ⁵	29,441
Individuals served in this county ⁵	89,172
For every dollar donated, how much is spent on food distribution	97¢

Major Local Food Donors:
Wholesalers, retailers, and
grocery chains such as Bimbo
Bakeries, Bruce Foods Corp.,
Food Lion, Harris Teeter, Kroger
Stores, Lowes Foods, Mt. Olive
Pickle Co., Reser's Fine Foods,
Society of St. Andrew, Spring
Acres, and Walmart.

CHATHAM COMMUNITY PARTNER AGENCIES

Chatham Out-Reach Alliance
Chatham County Group Homes
Alston Chapel United Holy
Haw River Baptist Church
Pentecostal Victory Temple
Evergreen United Methodist
St. Julia Church
Emmanuel Fellowship Church
West Chatham Food Pantry

**FOOD
BANK**



**OF CENTRAL
& EASTERN
NORTH
CAROLINA**

⁵FBCENC Partner Agency Reports, Households/Individuals served 1 or more times.