

2015-2016 CARTERET COUNTY PROFILE

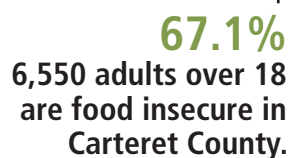
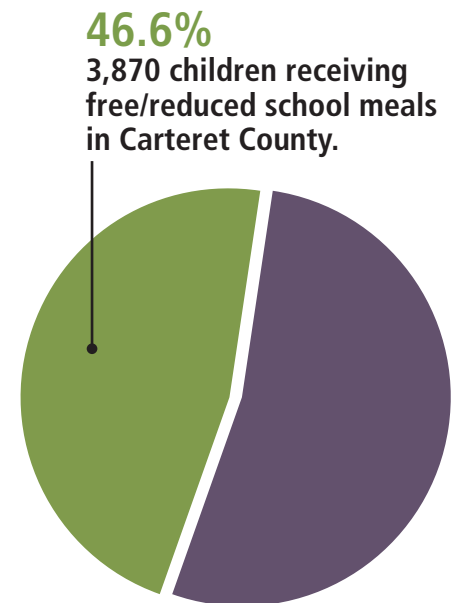
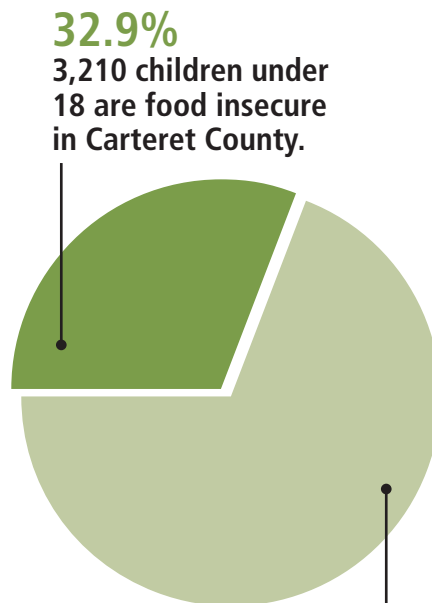
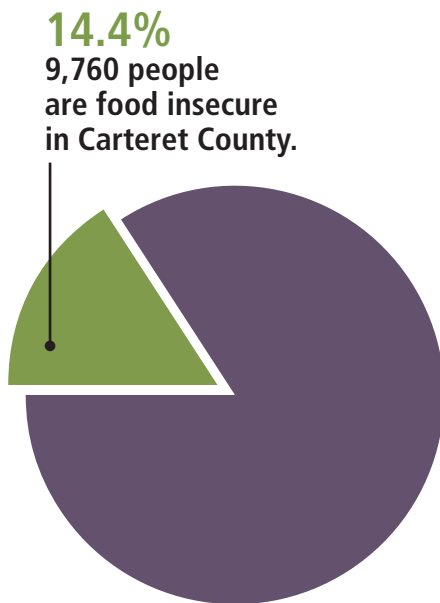
What is the impact of food insecurity in the 34 counties served by the Food Bank of Central & Eastern North Carolina? In our service area, 636,000 individuals were unable to consistently access enough nutritious food to live a healthy, active life, or went hungry because they had to skip meals. Hunger has grown into an epidemic, and is still more prevalent than ever, affecting more than just the families living at or below the poverty line. Food insecurity has emerged as a defined reality for hundreds of thousands of hard-working Americans who still cannot keep food on the table. The Food Bank continues our commitment to feed those living with hunger and will be more focused than ever as we deliver care through our programs to serve children, families and seniors.

THE NEED County population¹: 67,851

Food insecurity ¹	
Number of people who are food insecure	9,760
Percentage of people who are food insecure	14.4%
Children under 18 who are food insecure	3,210
Percentage of children under 18 who are food insecure	32.9%
Individuals over 18 who are food insecure	6,550
Percentage of individuals over 18 who are food insecure	67.1%
Individuals over 65 who are living in poverty ²	1,022

Hunger ³	
Number of children receiving free/reduced school meals	3,870
Percentage of children receiving free/reduced school meals	46.6%
Unemployment ⁴	
Percentage unemployment June 2016	4.9%

Partner agencies are listed on the reverse side.



¹Feeding America Map the Meal Gap 2015

²North Carolina Department of Health and Human Services <http://www2.ncdhhs.gov/aging/cprofile/cprofile.htm>

³Department of Public Instruction www.dpi.state.nc.us/fbs/resources/data

⁴United States Department of Labor – Bureau of Labor Statistics

2015-2016 CARTERET COUNTY PROFILE



1,315,137 lbs.
of food distributed
in Carteret County



1,107,484
meals provided
in Carteret County



52,669
individuals served
in Carteret County

ADDRESSING NEEDS

Total lbs. of food distributed by the Food Bank in 2015-2016	64.4 million lbs.
Total meals provided in this county	1,107,484
Per-meal cost of distributing food in this county	18¢
Total lbs. of food distributed in this county	1,315,137 lbs.
Total cost of distributing food in this county	\$202,514
Value of food distributed in this county	\$2,196,279
Households served in this county ⁵	26,678
Individuals served in this county ⁵	52,669
For every dollar donated, how much is spent on food distribution	97¢

Major Local Food Donors:
Wholesalers, retailers, and
grocery chains such as Bimbo
Bakeries, Bruce Foods Corp.,
Food Lion, Harris Teeter, Kroger
Stores, Lowes Foods, Mt. Olive
Pickle Co., Reser's Fine Foods,
Society of St. Andrew, Spring
Acres, and Walmart.

CARTERET COMMUNITY PARTNER AGENCIES

St. James Methodist Church
Martha's Mission Cupboard
Wildwood Presbyterian Church
God's City of Refuge, Inc.
Woodville Baptist Church
Salvation Army Carteret County
The Storehouse Pantry
Boys & Girls Clubs
Calvary Baptist Church
Loaves and Fishes of Beaufort



⁵FBCENC Partner Agency Reports, Households/Individuals served 1 or more times.