

2015-2016 BRUNSWICK COUNTY PROFILE

What is the impact of food insecurity in the 34 counties served by the Food Bank of Central & Eastern North Carolina? In our service area, 636,000 individuals were unable to consistently access enough nutritious food to live a healthy, active life, or went hungry because they had to skip meals. Hunger has grown into an epidemic, and is still more prevalent than ever, affecting more than just the families living at or below the poverty line. Food insecurity has emerged as a defined reality for hundreds of thousands of hard-working Americans who still cannot keep food on the table. The Food Bank continues our commitment to feed those living with hunger and will be more focused than ever as we deliver care through our programs to serve children, families and seniors.

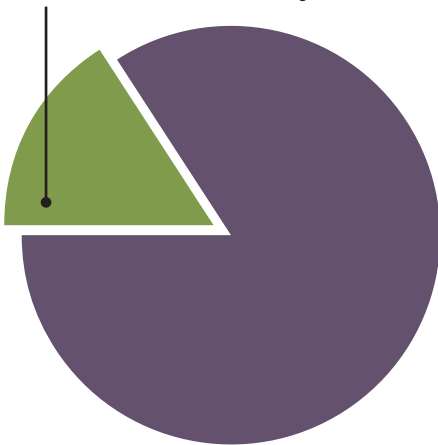
THE NEED County population¹: 112,907

Food insecurity ¹	
Number of people who are food insecure	17,270
Percentage of people who are food insecure	15.3%
Children under 18 who are food insecure	5,380
Percentage of children under 18 who are food insecure	31.2%
Individuals over 18 who are food insecure	11,890
Percentage of individuals over 18 who are food insecure	68.8%
Individuals over 65 who are living in poverty ²	1,653

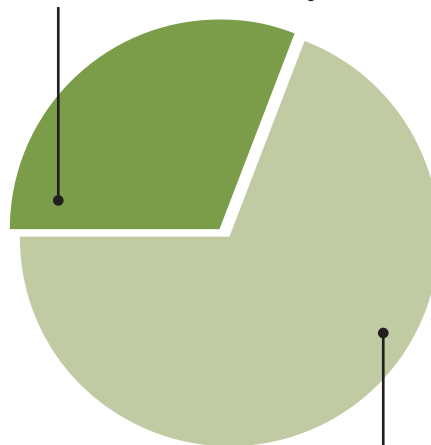
Hunger ³	
Number of children receiving free/reduced school meals	6,457
Percentage of children receiving free/reduced school meals	52.4%
Unemployment ⁴	
Percentage unemployment June 2016	5.8%

Partner agencies are listed on the reverse side.

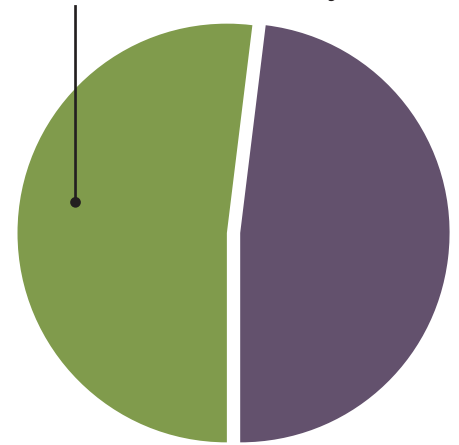
15.3%
17,270 people
are food insecure
in Brunswick County.



31.2%
5,380 children under
18 are food insecure
in Brunswick County.



52.4%
6,457 children receiving
free/reduced school meals
in Brunswick County.



68.8%
11,890 adults over 18
are food insecure in
Brunswick County.



¹Feeding America Map the Meal Gap 2015

²North Carolina Department of Health and Human Services <http://www2.ncdhhs.gov/aging/cprofile/cprofile.htm>

³Department of Public Instruction www.dpi.state.nc.us/fbs/resources/data

⁴United States Department of Labor – Bureau of Labor Statistics

2015-2016 BRUNSWICK COUNTY PROFILE



1,896,535 lbs.
of food distributed
in Brunswick County



1,597,082
meals provided
in Brunswick County



130,262
individuals served
in Brunswick County

ADDRESSING NEEDS

Total lbs. of food distributed by the Food Bank in 2015-2016	64.4 million lbs.
Total meals provided in this county	1,597,082
Per-meal cost of distributing food in this county	23¢
Total lbs. of food distributed in this county	1,896,535 lbs.
Total cost of distributing food in this county	\$359,683
Value of food distributed in this county	\$3,167,213
Households served in this county ⁵	40,639
Individuals served in this county ⁵	130,262
For every dollar donated, how much is spent on food distribution	97¢

Major Local Food Donors:
Wholesalers, retailers, and
grocery chains such as Bimbo
Bakeries, Bruce Foods Corp.,
Food Lion, Harris Teeter, Kroger
Stores, Lowes Foods, Mt. Olive
Pickle Co., Reser's Fine Foods,
Society of St. Andrew, Spring
Acres, and Walmart.

BRUNSWICK COMMUNITY PARTNER AGENCIES

St. Brendans Catholic Church
Brunswick Family Assistance
Brunswick Island Baptist Church
South Brunswick Inter-Church
Trinity Tabernacle Full
Southport Oak Island
Trinity Missionary Baptist
Sonrise Independent Baptist
Love of Christ Ministries
Countywide CDC

Inspirational House of Praise
Victory Independent
Matthew's Ministry
Salvation and Deliverance
Towncreek Vision Corporation
Shoreline Baptist Church
First Baptist Church of Leland
St. Mary Missionary Baptist
Community Boys & Girls Club
Matthew's Ministry



⁵FBCENC Partner Agency Reports, Households/Individuals served 1 or more times.