

# 2015-2016 ORGANIZATION PROFILE

34 counties served by six branches: Durham, Greenville, New Bern, Raleigh, Sandhills, Wilmington

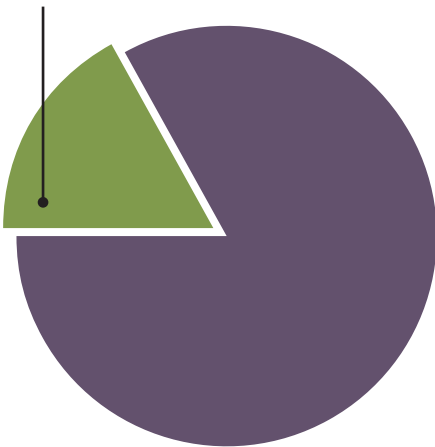
What is the impact of food insecurity in the 34 counties served by the Food Bank of Central & Eastern North Carolina? In our service area, 636,000 individuals were unable to consistently access enough nutritious food to live a healthy, active life, or went hungry because they had to skip meals. Hunger has grown into an epidemic, and is still more prevalent than ever, affecting more than just the families living at or below the poverty line. Food insecurity has emerged as a defined reality for hundreds of thousands of hard-working Americans who still cannot keep food on the table. The Food Bank continues our commitment to feed those living with hunger and will be more focused than ever as we deliver care through our programs to serve children, families and seniors.

## THE NEED Total population<sup>1</sup>: 3,790,193

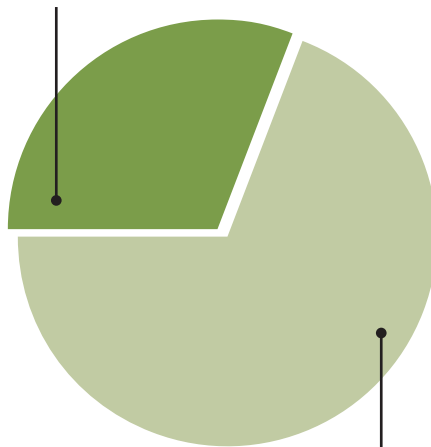
Food insecurity <sup>1</sup>	
Number of people who are food insecure	636,920
Percentage of people who are food insecure	16.8%
Children under 18 who are food insecure	201,650
Percentage of children under 18 who are food insecure	31.7%
Individuals over 18 who are food insecure	435,270
Percentage of individuals over 18 who are food insecure	68.3%
Individuals over 65 who are living in poverty <sup>2</sup>	46,011

Hunger <sup>3</sup>	
Number of children receiving free/reduced school meals	277,745
Percentage of children receiving free/reduced school meals	52.4%
Unemployment <sup>4</sup>	
Percentage unemployment June 2016	7.7%

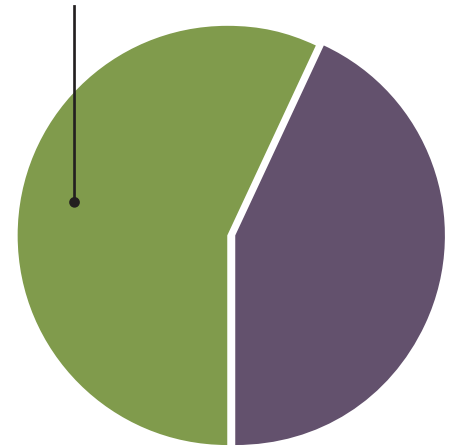
**16.8%**  
636,920 people are food insecure in our service area.



**31.7%**  
201,650 children under 18 are food insecure in our service area.



**52.4%**  
277,745 children receiving free/reduced school meals in our service area.



**68.3%**  
435,270 adults over 18 are food insecure in our service area.



OF CENTRAL & EASTERN NORTH CAROLINA

<sup>1</sup>Feeding America Map the Meal Gap 2015

<sup>2</sup>North Carolina Department of Health and Human Services <http://www2.ncdhhs.gov/aging/cprofile/cprofile.htm>

<sup>3</sup>Department of Public Instruction [www.dpi.state.nc.us/fbs/resources/data](http://www.dpi.state.nc.us/fbs/resources/data)

<sup>4</sup>United States Department of Labor – Bureau of Labor Statistics

# 2015-2016 ORGANIZATION PROFILE

34 counties served by six branches: Durham, Greenville, New Bern, Raleigh, Sandhills, Wilmington



**64.4 Million lbs.**  
of food distributed  
in our service area.



**54,196,963**  
meals provided  
in our service area.



**3,742,352**  
individuals served  
in our service area.

## ADDRESSING NEEDS

Total lbs. of food distributed by the Food Bank in 2015-2016	<b>64.4 million lbs.</b>
Total meals provided in 34 counties	<b>54,196,963</b>
Per-meal cost of distributing food in 34 counties	<b>25¢</b>
Total cost of distributing food in 34 counties	<b>\$13,062,313</b>
Value of food distributed in 34 counties	<b>\$102,305,523</b>
Households served in 34 counties <sup>5</sup>	<b>1,485,308</b>
Individuals served in 34 counties <sup>5</sup>	<b>3,742,352</b>
For every dollar donated, how much is spent on food distribution	<b>97¢</b>

Major Local Food Donors: Wholesalers, retailers, and grocery chains such as Bimbo Bakeries, Bruce Foods Corp., Food Lion, Harris Teeter, Kroger Stores, Lowes Foods, Mt. Olive Pickle Co., Reser's Fine Foods, Society of St. Andrew, Spring Acres, and Walmart.



**FOOD BANK**



**OF CENTRAL & EASTERN NORTH CAROLINA**

<sup>5</sup>FBCENC Partner Agency Reports, Households/Individuals served 1 or more times.